



Cherries with Vitazyme application

Researcher: Thomas Stowhas, M.S, Sebastian Navarro, and Nicolas Miranda

Research organization: Centro Ceres, Chile, NG Aserorias, Chile, and Plant Designs, Rochester, New York, respectively

Location: Agricola La Esperanza, central Chile

Watering: drip irrigation

Soil type and analysis: Note the data outlined later.

Experimental design: A commercial cherry orchard was planted in October of 2024, with one parcel showing delayed vegetative growth compared to an adjoining parcel. To assist tree development in the delayed parcel, it was decided to apply Vitazyme through the drip system with the hope of improving tree growth as determined by tree height. Soil differences between the two parcels were also evaluated.

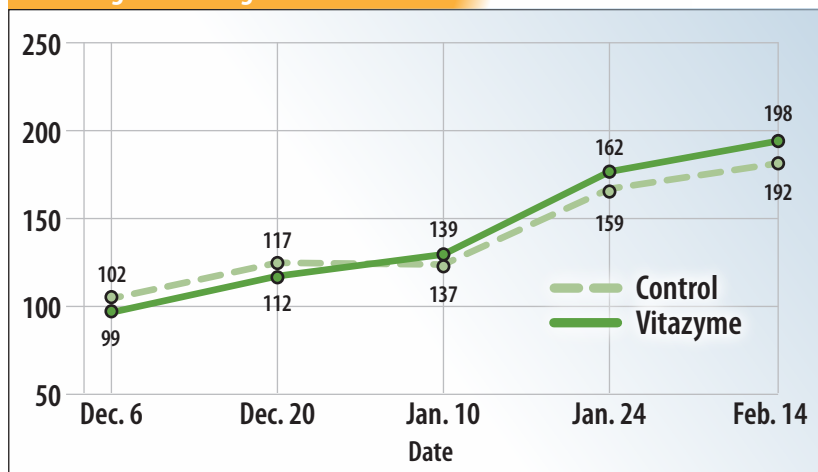
1 Control 2 Vitazyme

Vitazyme applications: Two applications of Vitazyme were made, at the beginning and end of January, 2025, via Fertigation at a.0 liter/ of Vitazyme across the delayed vegetation parcel. Since the parcel was 1.6 ha, the rate was 0.63 liter/ha each application.

Tree height results: Tree heights were measured at five dates.

Date	Tree height, cm		Height change with Vitazyme, cm
	Parcel 1 (Control)	Parcel 2 (Vitazyme)	
Dec. 6, 2024	102	99	-3
Dec. 20, 2024	117	112	-5
Jan. 10, 2025	137	139	+2
Jan. 24, 2025	159	162	+3
Feb 14, 2025	192	198	+6

Tree Height of Young Cherries



Exposing the soil profile of treated and untreated areas of the cherry orchard revealed improved rooting for the Vitazyme treated area.



This young cherry orchard served as the location of a Vitazyme trial for investigating the possible enhancement of cherry tree growth in Central Chile.

The height was greater with the Vitazyme treatment as time progressed, once treatment effects began after the early January application.

Chemical soil indicator results:

Soil evaluations were carried out by Thomas Stowhas at the Soil Research Line of Centro Ceres on April 23, 2025.

Physical soil indicator results:

Bulk density was determined for the two treatments.

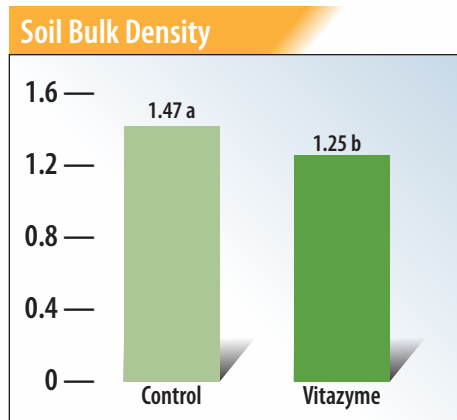
Treatment	Bulk density ¹ g/cm ³	Density change g/cm ³
1. Control	1.47 a	—
2. Vitazyme	1.25 b	- 0.22

¹Means followed by the same letter are not significantly different at P = 0.05 according to ANOVA

Decrease in density with Vitazyme: 0.22 percentage points

Parameter	Control	Vitazyme	Change	Interpretation
pH	5.5	5.7	+ 0.2	Slightly more alkaline
EC (dS/m)	1.0	0.9	- 0.2	Marginal salinity, decrease
Organic matter (%)	2.2	1.9	- 0.3	Minor difference
N (ppm)	21.6	14.4	- 7.2	Lower N availability ¹
P (ppm)	41.8	42.4	+ 0.6	Slight increase
K (ppm)	91.4	81.3	- 10.1	Small decrease

¹A reduction likely due to N-immobilization from increased microbial activity. There were no significant chemical changes in the soil after Vitazyme application; all values remained within optimal levels for cherry production.



Vitazyme treated soil showed a highly significant reduction in bulk density, causing improved water and air relationships.

Biological soil indicator results: Circular paper chromatography of the soil from the two treatments revealed clearer color transitions and more complex, balanced biological ring patterns with Vitazyme treated soil. These differences indicate improved aeration, stronger mineral-organic integration, and more active microbial communities.

Zone	Control	Vitazyme	Interpretation
Aeration	Cream ring, slight compaction	Light cream, no compaction	Improved structure and oxygen movement
Mineral	Brown-yellow, poor integration	Smooth yellow-brown integrative	Better nutrient mobility
Organic matter	Fibrous texture	Smooth transitions	Balanced, well-humified organic matter
Biological edge	Dark border, regular	Speckled, "lunar" spots	High enzymatic and microbial activity

Humification Index (E4/E6)			
Treatment	A472	A664	E4/E6*
1. Control	0.213	0.012	17.8
2. Vitazyme	0.257	0.026	9.9

*Obtained by dividing A472 by A664.

The E4/E6 index decreased from 17.8 to 9.9 with Vitazyme, indicating a shift towards more mature aromatic acids and accelerated organic matter transformation.



This soil chromatography trial showed that Vitazyme improved the aeration, mineral availability, organic matter, and microbial status of the soil.

Conclusions: The combined field and soil evaluations demonstrate that Vitazyme improved the biological functionality of the rhizospheric soil as well as the vegetative performance of these young cherry trees. While chemical parameters remained stable, the physical and biological properties were improved: lower bulk density, better mineral-organic integration, and enhanced microbial activity. These improvements coincided with visual improvements in plant growth as the Vitazyme-treated trees surpassed the control trees in height. These improvements support the increased vigor and more dynamic root-soil interactions that contribute to sustainable cherry orchard establishment.



Researcher: Faculty of Agronomic Sciences and personnel of Syngenta, Chile
Research organization: Laboratory of Deciduous Fruit Trees, University of Chile, Santiago, Chile, and Syngenta Chile, Santiago, Chile

Location: Chile **Cropping year:** 2021

Variety: Regina

Overall objective of the study:

Evaluate the effect of different strategies of application of Vitazyme from flowering to maturity on fruit drop and fruit quality in cherry trees, for two seasons



Ripe cherries are shown here that have been treated with Vitazyme, giving superior yield and color.

ORCHARD TRIAL TREATMENTS

Treatment	Applications*	Number of application	Total product, liters/ha
1. Control	none	0	0
2. F-10-20-VP-P	flowering, 10 and 20 days after flowering, at pale green, and pinta	5	7.5
3. F-14-28-VP-P	flowering, 14 and 28 days after flowering, at pale green, and pinta	5	7.5
4. 14-21-28-VP-10	14, 21, and 28 days after flowering, at pale green, and 10 days later	5	7.5
5. 14-21-28-VP-P	14, 21, and 28 days after flowering, at pale green, and at pinta	5	7.5
6. VP-AP-P	at pale green, at straw yellow, and at pinta	3	3.5

* Phenology	Date
30% flower	Sep 27
Full flower	Oct 5
14 days after full flower	Oct 19
21 days after full flower	Oct 26
28 days after full flower	Nov 2
Pale green	Nov 9
Straw yellow	Nov 19
Pinta	Nov 24

Location and Design of the Study

Location: The Niches, Maule Region, Chile

Variety: Regina **Spacing:** 3.5 x 1.5 meters **Pollinator varieties:** Skeena and Kordia

Experimental design: DBCA, with six treatments and two trees per experimental unit, and five replications

Sampling

1. Three subsamples per experimental unit were used to estimate fruit fall, final fruit set, and fruit quality.
2. For each experimental unit 500 grams of commercial quality, having fruit of 30 to 32 mm in diameter, were harvested for the different quality evaluations.
3. For each experimental unit, 1,000 grams of commercial quality colored fruit without defects were harvested, without discriminating the caliper, to evaluate the diameter and weight of the cherries.
4. One or two healthy mother branches were selected having at least 60 fruits, to evaluate the color distribution, and infer the uniformity and maturity of the fruit.

Evaluations

1. Three samplings per experimental unit were used to evaluate the following parameters.

Fruit drop	Fruit quality	Fruit dimensions
Final yield	Fruit firmness	Fruit weight
Shoot length	Soluble solids	Pedicle dimensions

2. Other parameters were also measured.

Fruit firmness	Fruit dry matter	Fruit volume and weight
Fruit color	Pedicle dimensions	Fruit diameter
Soluble solids	Pedicle color	
Pulp/caroza ratio	Skin Splitting by immersion	

3. Three additional measurements were made.

Size distribution	Weighted size index	Average weight
-------------------	---------------------	----------------

4. Two final evaluations were made.

Color distribution	Weighted maturity index
--------------------	-------------------------

Results for the Orchard Trial

Measurements were made on fruit set, shoot length, fruit yield, cross-sectional trunk area, fruit dimensions (length, width, and diameter), fruit weight, and fruit quality of mahogany red commercial cherries with a 30 32 caliper, percentage of malic acid, percent of dry matter, and pulp ratio). Also measured was the percentage of split fruit after 4 hours of immersion in distilled water. Fruit color was measured in terms of hue, value, and chroma. The length and width of the stems of the commercial quality fruit were measured, and their color evaluated as well. Each treatment was evaluated in terms of the caliper of the fruit in various categories, from < 22 to > 32, for commercial quality fruit, as well as the weight of the fruit for each category. Data for the various parameters measured were not available for this report, though statistical analysis showed several favorable outcomes for the Vitazyme treatments.

LABORATORY FLOWERING TRIAL

Objective of the study: To evaluate the effect of Vitazyme on the longevity of flower organs

Trial description: Treatments were established to study the effect of early applications of Vitazyme, beginning at early white button under controlled conditions, on prolonging the life of flowers by monitoring their appearance over time

Materials and methods: Twenty twigs in the white button stage and 10 twigs in the balloon stage were collected from a healthy local orchard, not having a history of production problems, and taken to the Laboratory of Deciduous Fruit Trees at the University of Chile. The twigs were placed in floral foam in groups of 10 and identified clearly. There were three phenological states, each either receiving or not receiving Vitazyme. The product was applied on day 1 and 5 days later to the Vitazyme treated flowers with a sprayer, and distilled water was applied to the control flowers. The floral foam was periodically watered to maintain a good moisture level.

Treatment	Vitazyme spray
1. Early white button	Yes
2. Early white button	No
3. White button	Yes
4. White button	No
5. Full bloom	Yes
6. Full bloom	No

Results of flower longevity: Some favorable results were noted in promoting flower longevity with Vitazyme



The full bloom stage of the flower.




The three flowering stages: A and D, early button; B and E, button; C and F, full bloom.

Every 1 to 2 days photos were taken of the various treatments, and the blossoms were categorized into four groups:

- a. Turgid
- b. Beginning to wilt
- c. Brownd
- d. Fallen petals

Conclusions:

1. Applications of Vitazyme at blossoming improve the overall behavior of productive parameters.
2. Early Vitazyme applications slightly delay ripening.
3. Applications spaced every 14 days seem to be more effective in terms of cherry fruit acidity, caliper, and reduction of bitterness.
4. Early Vitazyme applications are recommended, especially for self-incompatible varieties such as Kordia.
5. Applications at flowering are recommended for warm environments during flowering, since these applications prolong the life of the flower.



Petal condition is shown as turgid (A), beginning to wilt (B), browned (C), and fallen petals (D).

Bing Cherries with Vitazyme application

Researcher: Jacob Hesseltine
Research Organization: Vital Grow Distribution LLC, Waterville, Washington
Farmer: Peter Dufault, Double D Farms
Location: Mattawa, Washington
Variety: Bing
Rootstock: Mazzard
Tree age: 26 years
Tree spacing: 20 x 20 feet
Soil type: sandy loam
Experimental design: A 10-acre cherry block was divided into 5 acres of Vitazyme treatment (north half) and 5 acres for a control (south half) to discover the effect of the product on cherry size and quality.

1 Control 2 Vitazyme

Fertilization: 10 to 15 lb/acre of liquid urea the fall of 2014, 50 lb/acre of nitrogen in the spring

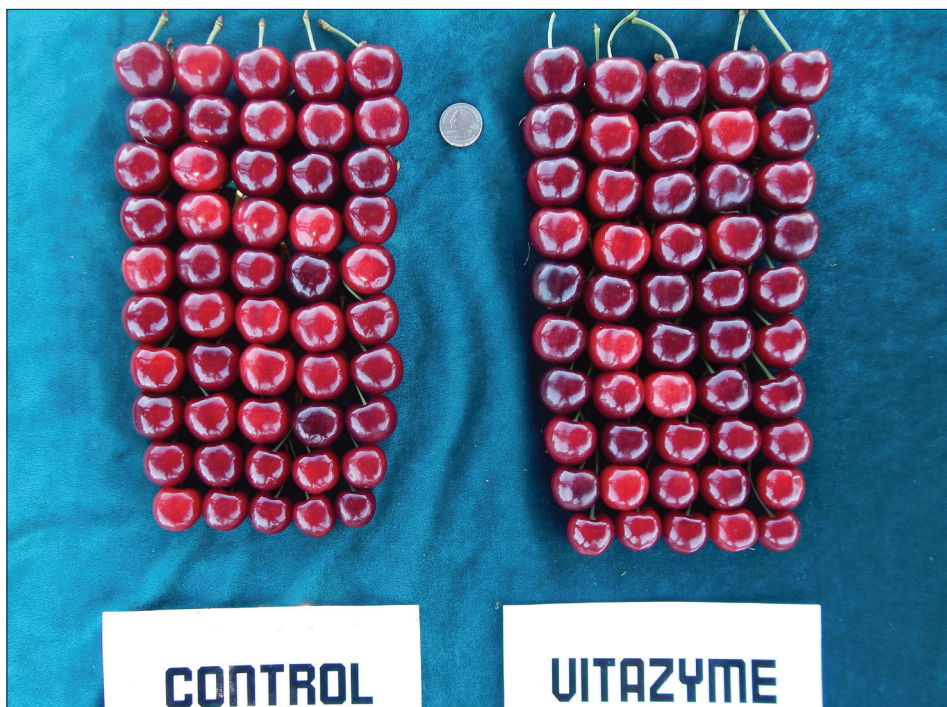
Vitazyme application: 16 oz/acre applied four times: (1) shuck fall; (2) 7 days later; (3) 7 days after application 2; (4) 7 days after application 3. A Rears Powerblast Sprayer applied 100 to 200 gal/acre at 3 mph, with 16 to 18 rpm.

Growing season weather: generally good, since harvesting was complete before the summer heat

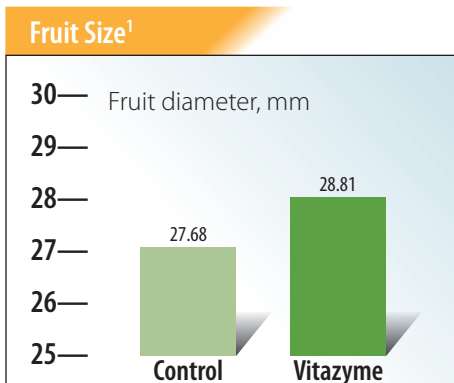
Harvest dates: June 10 and 11, 2015

Size and quality evaluations: On June 10, 50 typical cherries from both treatments were picked from several trees in the same vicinity to evaluate fruit parameters.

Conclusion: Applying Vitazyme four times at 16 oz/acre in this Washington Bing cherry trial resulted in substantial improvements in fruit size and quality. Size increased by 4%, weight by 11%, pressure by 17%, and Brix by 1.76 percentage-points, showing that sweeter, firmer cherries resulted which are favorable qualities for consumer acceptance, shipping, and storage. The size grades were moved to the larger 8 and 8.5-row sizes. The yield, though not measured, would likely have increased about 11%, if the cherry numbers were the same for both treatments. These results show the great efficacy of Vitazyme for cherry production in Washington.

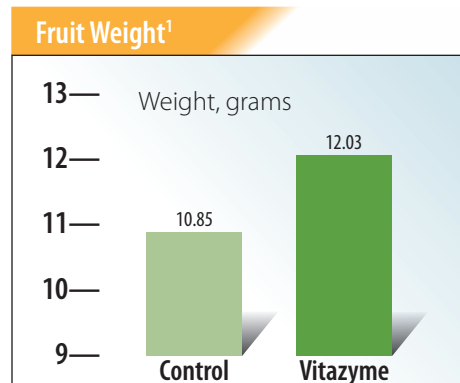


The great difference in cherry size and weight is apparent in this comparison of 50 average fruit for the two treatments. Brix and pressure were also improved with Vitazyme.



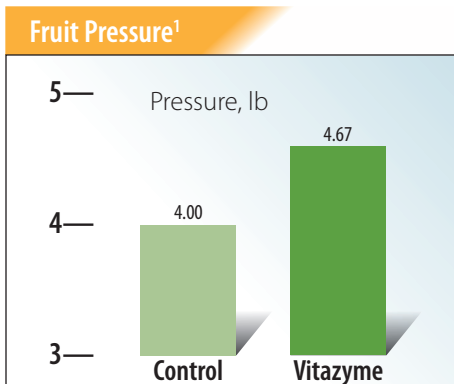
¹Using a standard cherry sizer card.

Increase in size with Vitazyme: 4%



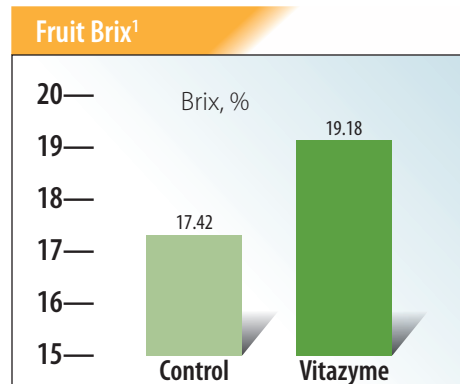
¹Using a Matrix-500 scale.

Increase in weight with Vitazyme: 11%



¹Using a QA Supplies FT327 penetrometer.

Increase in pressure with Vitazyme: 17%

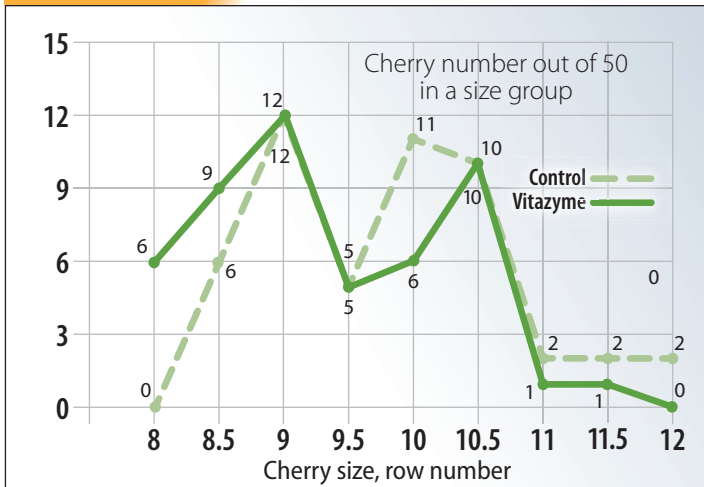


¹Using an Atago PAL-1 Refractometer.

Increase with Vitazyme: 1.76%-points

Bing Cherries *with Vitazyme application cont.*

Cherry number



	9.5 row or larger	10 row or smaller
Control	46%	54%
Vitazyme	64%	36%

Bing Cherries with Vitazyme application



Untreated Bing cherries at St. Hilaire were generally smaller than the treated fruit, with less fruit sugar and pressure.



With Vitazyme applied four times, the fruit responded with greater size and quality, giving 70% of 9.5-row or larger cherries.

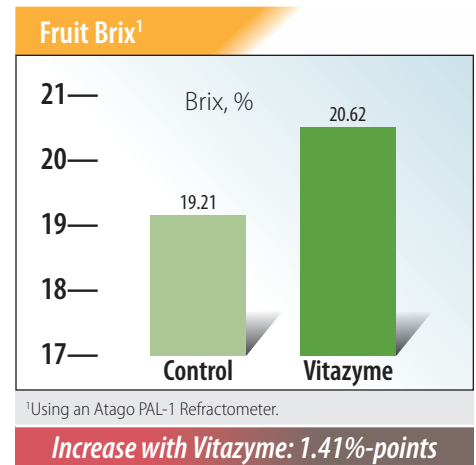
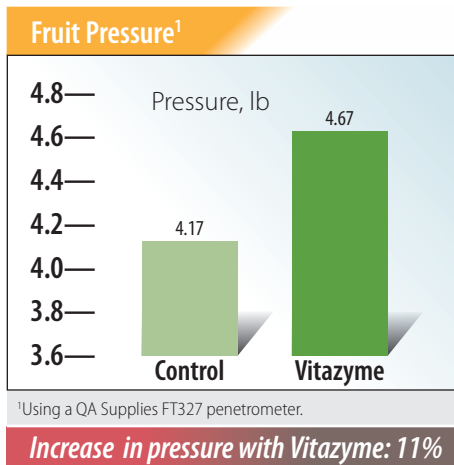
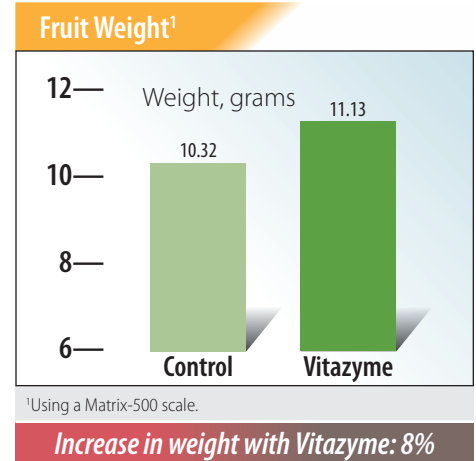
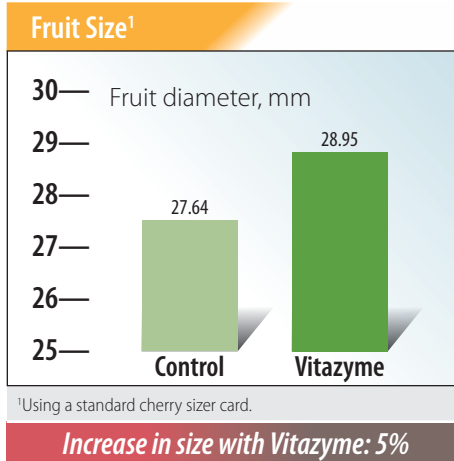
Researcher: Jacob Hesseltine
Research Organization: Vital Grow Distribution LLC, Waterville, Washington
Farmers: St. Hilaire & Sons
Location: Kennewick, Washington
Variety: Bing
Rootstock: Mazzard
Tree age: 32 years
Tree spacing: 20 x 20 feet (60 trees/row)
Soil type: sandy loam
Experimental design: Nine rows of a 13.5-acre cherry block were treated with Vitazyme, with the remaining rows left as controls to discover the effect of the product on cherry size and quality. Rainier trees were interspersed in the block.

1 Control 2 Vitazyme

Fertilization: standard nutrient program
Vitazyme application: 16 oz/acre applied four times: (1) "popcorn" stage; (2) petal fall; (3) first cover; (4) 30 days before harvest. An airblast sprayer applied 100 to 200 gal/acre.
Growing season weather: generally good, with the harvest complete before the greatest heat stress.

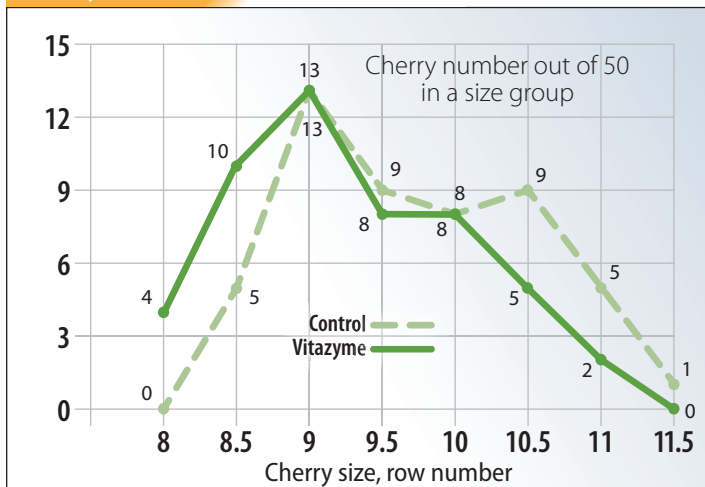
Harvest dates: June 7 and 8, 2015

Size and quality evaluations: On June 7, 50 typical cherries from both treatments were picked from several trees in the same vicinity to evaluate fruit parameters.




Bing Cherries *with Vitazyme application cont.*

Cherry number



	9.5 row or larger	10 row or smaller
Control	54%	46%
Vitazyme	70%	30%



The size and weight improvement for these Bing cherries at St. Hilaire orchard is obvious in this comparison of 50 typical fruit from both treatments.

Conclusion: A Bing cherry trial in Washington, utilizing Vitazyme in four 16 oz/acre applications from popcorn stage to 30 days before harvest, resulted in excellent responses of fruit: 5% increase in diameter, 8% increase in weight, 11% more pressure, and 1.41 percentage-points higher Brix. The treated

cherries were larger on average as well. The cherries were firmer, sweeter, and larger than those produced by the untreated control, and would be more acceptable to the consumer and to shippers. The results show the excellent efficacy of this product for cherry growers in Washington.

Bing Cherries with Vitazyme application



Bing cherries at St. Hilaire & Sons Orchard that were untreated were smaller and less sweet than the treated fruit (see the accompanying photo)



These St. Hilaire Bing cherries are larger, better colored, sweeter, and firmer than the untreated fruit; four applications caused this effect.

Researcher: Jacob Hesseltine

Research Organization: Vital Grow Distribution LLC, Waterville, Washington

Farmers: St. Hilaire & Sons

Location: Kennewick, Washington

Variety: Bing

Rootstock: Mazzard

Tree age: 25 years

Tree spacing: 20 x 20 feet (60 trees/row)

Soil type: sandy loam

Experimental design: On a 35-acre block of Bing cherries, 12 rows were treated with Vitazyme, while the untreated rows served as controls. Rainier trees were interspersed among the Bing cherry trees. The objective of the trial was to evaluate the effect of Vitazyme on cherry size and quality.

1 Control 2 Vitazyme

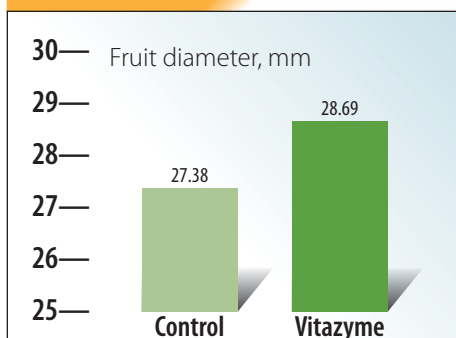
Fertilization: standard nutrient program

Vitazyme application: 16 oz/acre applied four times: (1) "popcorn" stage; (2) petal fall; (3) first cover; (4) 30 days before harvest, using an airblast sprayer at 100 to 200 gal/acre.

Growing season weather: generally good, with the harvest completed before the hottest summer temperatures arrived

Size and quality evaluations: On June 7, 50 typical cherries from both treatments were picked from several trees in the same vicinity to evaluate fruit parameters.

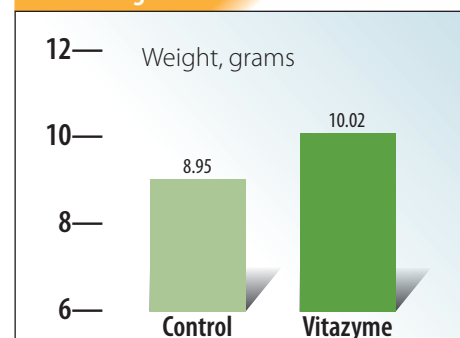
Fruit Size¹



¹Using a standard cherry sizer card.

Increase in size with Vitazyme: 5%

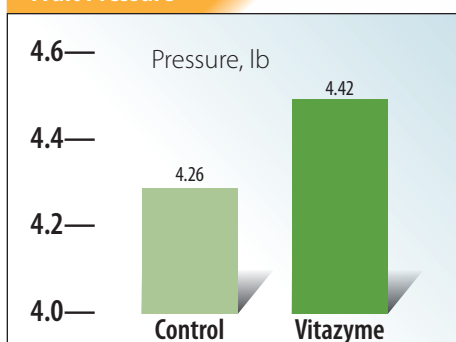
Fruit Weight¹



¹Using a Matrix-500 scale.

Increase in weight with Vitazyme: 12%

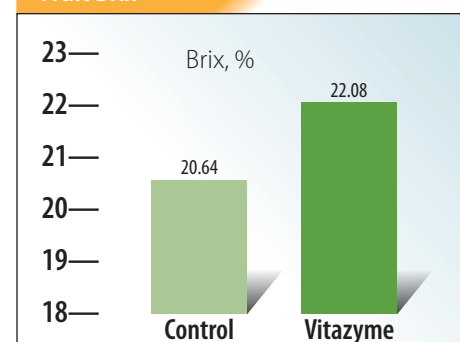
Fruit Pressure¹



¹Using a QA Supplies FT327 penetrometer.

Increase in pressure with Vitazyme: 4%

Fruit Brix¹


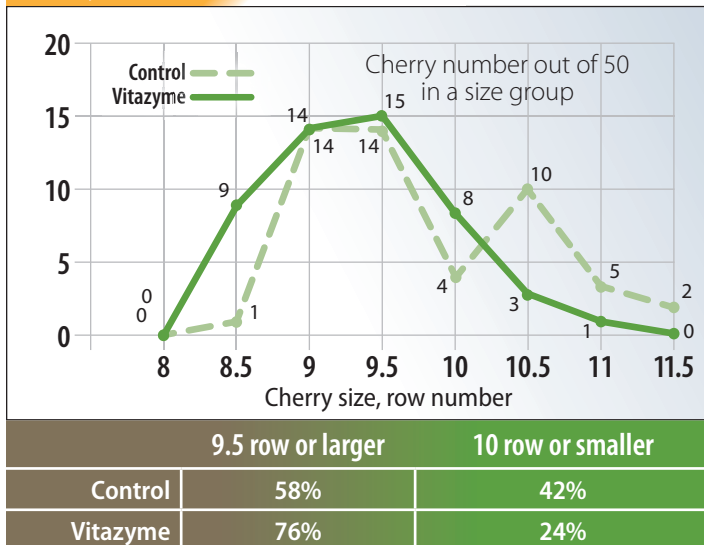


¹Using an Atago PAL-1 Refractometer.

Increase with Vitazyme: 1.44%-points

Bing Cherries with Vitazyme application cont.

Cherry number



A comparison of typical fruit from the four treatments at this St. Hilaire & Sons Bing trial reveals a large difference in fruit size and quality from Vitazyme use..

Conclusion: Bing cherries were trialed in Washington to determine the effect of Vitazyme biostimulant on the size and quality of the fruit. Four applications, from popcorn stage to 30 days before harvest, were applied at 16 oz/acre with an airblast sprayer, and caused excellent size and weight improvements (5% and 12%, respectively), along with many more cherries

greater than 9.5-row, and fewer less than 10-row fruit, than in the untreated control. Fruit pressure was increased by 4%, and fruit Brix by 1.44 percentage-points. These excellent results prove the efficacy of this brassinosteroid-based product for cherry growers in the Pacific Northwest.

Bing Cherries with Vitazyme application

Researcher: Jacob Hesselstine
Research Organization: Vital Grow Distribution LLC, Waterville, Washington
Farmers: Ed and Chris Skelton
Location: Pasco, Washington
Variety: Bing
Rootstock: Colt
Tree age: unknown
Tree spacing: 20 x 20 feet
Experimental design: A 10-acre cherry block was divided into 4 acres of Vitazyme treatment and 6 acres of Stimplex seaweed treatment to discover the effect of the two products on cherry size and quality.

1 Stimplex 2 Vitazyme


Fertilization: Standard nutrient program
Vitazyme application: 16 oz/acre applied three times: (1) petal fall; (2) 10 days later; (3) 10 days after the second application; an Accutech Airblast Raven sprayer applied 100 gal/acre at 2.5 to 3.0 mph.

Stimplex application: standard program recommendation, using three applications at the same times as for Vitazyme

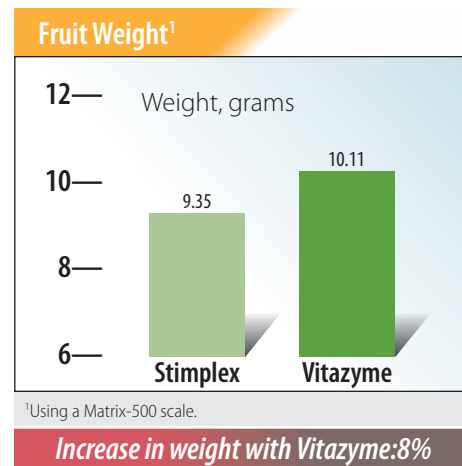
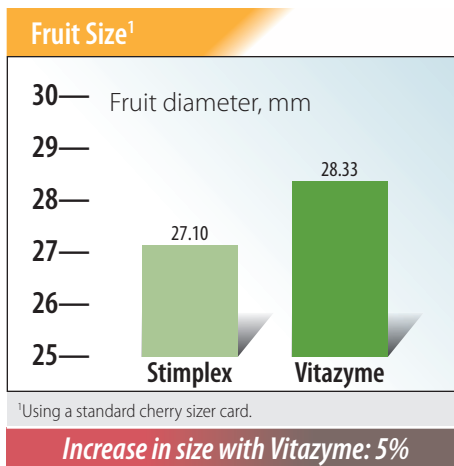
Growing season weather: an early, warm spring followed by extreme summer heat that delayed maturity, coloring, and fruit finish

Size and quality evaluations: On June 12, 50 typical cherries from both treatments were picked from several trees in the same vicinity to evaluate fruit parameters.

Conclusion: This comparison between Vitazyme and Stimplex for treating cherries in Washington, using three applications of each, revealed that Vitazyme improved the diameter (+5%) and weight (+8%) of the fruit, plus pressure (+4%) and Brix (+1.19 percentage-point) more than did Stimplex. The fruit size was moved towards the larger grades, and if yield would have been measured it is likely that an 8% increase would have been achieved, based on similar fruit loads for both treatments. This study proves the great utility of Vitazyme as a cherry size and quality enhancer.

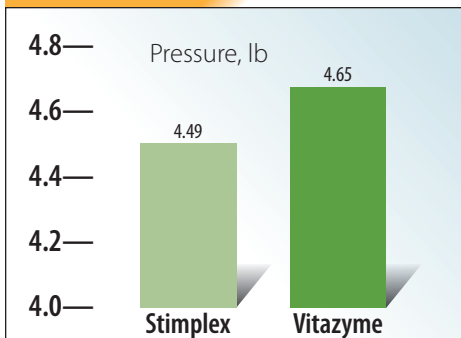


Bing cherries at Skelton Farms that were treated with Stimplex were smaller and less sweet than the Vitazyme treated fruit.



Bing Cherries with Vitazyme application cont.

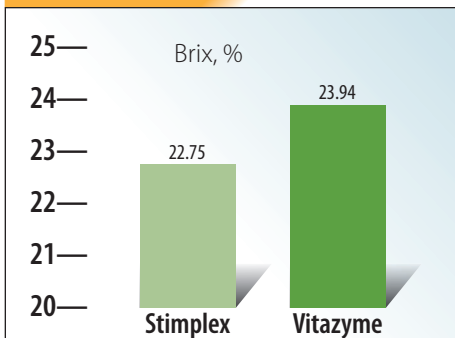
Fruit Pressure¹



¹Using a QA Supplies FT327 penetrometer.

Increase in pressure with Vitazyme: 4%

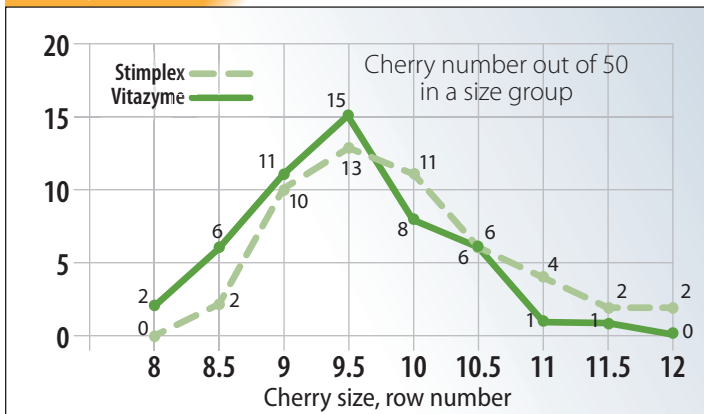
Fruit Brix¹



¹Using an Atago PAL-1 Refractometer.

Increase with Vitazyme: 1.19%-points

Cherry number



	9.5 row or larger	10 row or smaller
Stimplex	50%	50%
Vitazyme	68%	32%

Bing Cherries with Vitazyme application



The Stimplex treated Bing cherries at Pleasant Ridge Organic show a typical growth pattern, but are inferior in size and quality to the Vitazyme treated fruit; see the accompanying photo.



Note the superior coloration, size, and density of the Bing cherry crop after four Vitazyme applications.

Researcher: Jacob Hesseltine, Vital Grow Distribution LLC, Waterville, Washington

Farmers: Brian Tallbot and Paul Carter, Pleasant Ridge Organic

Location: Wallula, Washington

Variety: Bing

Rootstock: Mazzard

Tree spacing: 20 x 24 feet

Tree age: 29 years (planted in 1986)

Experimental design: A 36.3-acre organic cherry orchard, comprising three blocks, was divided into halves (east and west); Vitazyme was applied to the western half, while Stimplex seaweed was applied to the eastern half. The purpose of the trial was to evaluate the effect of both products on cherry size and quality for a comparison.

Stimplex application: 56 oz/acre four times at the same time as for Vitazyme, using the same sprayer. An additional application of 80 oz/acre was sprayed over all areas, including the Vitazyme half, on May 4.

Pesticide application: worm control with Dipel (*Bacillus thuringiensis*); fireblight control with Serenade bactericide

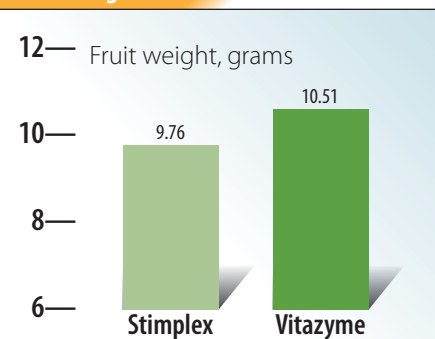
Harvest dates: June 8 to 14, 2015

Growing season weather: mostly favorable, with early spring warmth and high temperatures during harvest

Quality results: Fruit was sampled on June 11, during harvest. Fifty typical cherries were picked from both

treatments nearby one another and evaluated for several parameters.

Fruit Weight¹



¹Using a Matrix-500 scale.

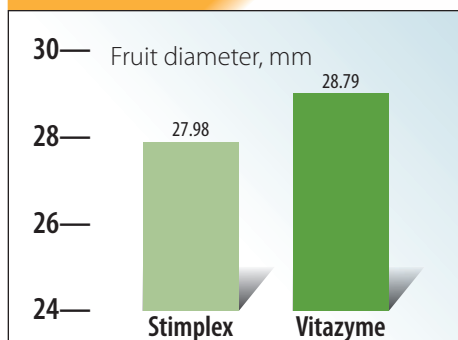
Increase in weight with Vitazyme: 8%

1 Stimplex 2 Vitazyme

Fertilization: Fall of 2014: 1,000 lb/acre of manure; 600 lb/acre of Perfect Blend Chicken Compost. Spring of 2015: 1,000 lb/acre of manure; 600 lb/acre of Perfect Blend Chicken Compost; 1,000 lb/acre of gypsum; fish, leaf applied; micro-nutrients, leaf applied.

Vitazyme application: 16 oz/acre four times, at full bloom (April 4), petal fall (April 10), shuck fall (April 18), and second shuck fall (April 25), using a Rear's Power Blast orchard sprayer, 2.4 mph, at 200 gal/acre of water.

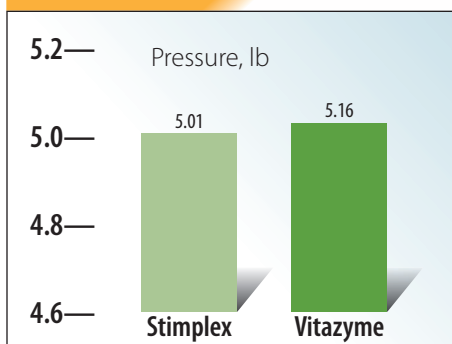
Fruit Size¹



¹Using a standard cherry sizer card.

Increase in size with Vitazyme: 3%

Fruit Pressure¹

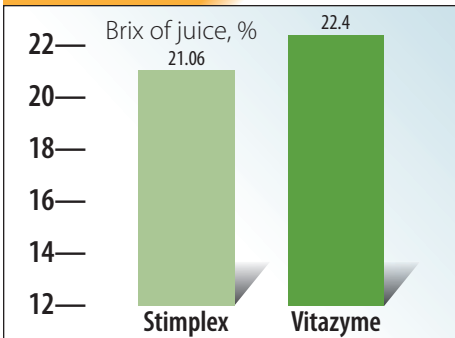


¹Using a QA Supplies FT327 penetrometer.

Increase in pressure with Vitazyme: 3%

Bing Cherries with Vitazyme application cont.

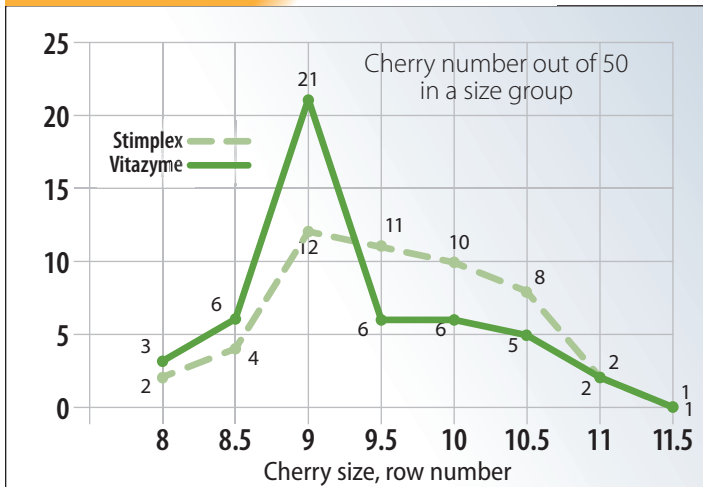
Fruit Brix¹



¹Using an Atago PAL-1 Refractometer.


Increase with Vitazyme: 1.34%-points

Cherry Size Distribution



Vitazyme clearly produced larger cherries, moving the sizes toward the lower row numbers, with fewer small fruit.

	9.5 row or larger	10 row or smaller
Stimplex	58%	42%
Vitazyme	72%	28%



The Vitazyme treated organic cherries here are 8% heavier, 3% higher in pressure, and 1.34% greater in Brix than the Stimplex treated fruit.


Conclusion: A Bing cherry trial in Washington proved that Vitazyme improved cherry quality considerably above fruit treated with Stimplex seaweed. Fruit diameter was improved by 3%, weight by 8%, pressure by 3%, and Brix by 1.34 percentage points. Fruit size was moved to larger sizes as well, with 9 row fruit most common with Vitazyme, and 9.5 row or larger being 72% of the total versus 58% for Stimplex; Vitazyme also produced fewer small cherries. The yield increase for Vitazyme was likely at least 8%, which was the increase in average fruit weight.

Economic results: Four applications are considered below.

Product	Cost	Rate	Cost/Application	Total Cost
	\$/gal	oz/application	\$/application	\$/acre
Stimplex	50 (0.391/oz)	56	21.89	87.58
Vitazyme	60 (0.469/oz)	16	7.50	30.00

Cost savings with Vitazyme (four applications): \$57.58/acre

Bing Cherries with Vitazyme application



Two Vitazyme applications on Bing cherries at Weber Orchards produced bigger sized fruit than the control, with only 22% 10-row and smaller.

Notice the fine size and color of these Vitazyme treated Bing cherries at Weber Orchards.

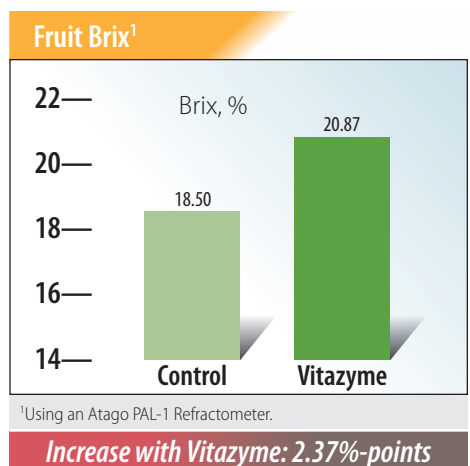
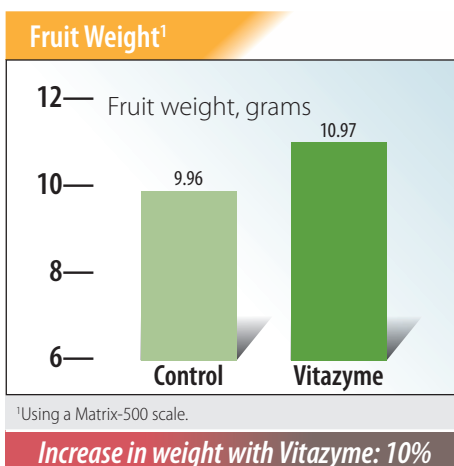
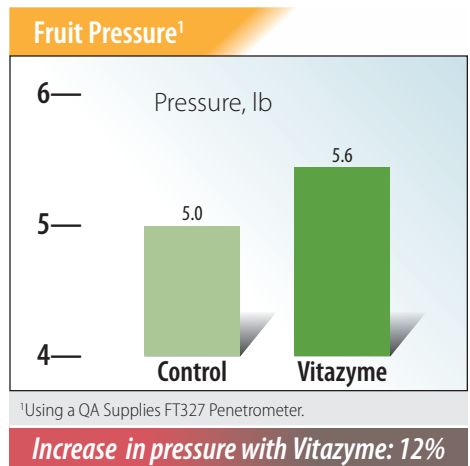
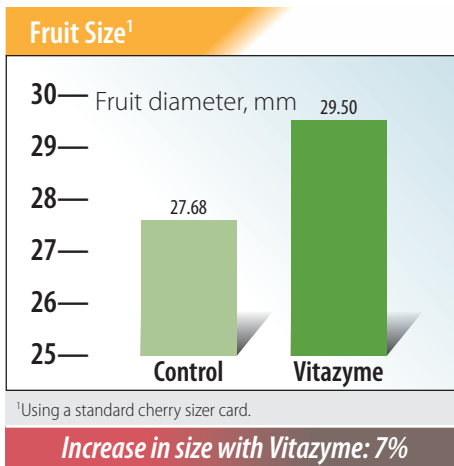
Researcher: Jacob Hesseltine
Research organization: Vital Grow Distribution LLC, Waterville, Washington
Farmer: Columbia River Investors (Weber Orchards)
Location: Rock Island, Washington
Variety: Bing
Rootstock: Mazzard
Tree age: 52 years (planted in 1963)
Tree spacing: 20 x 20 feet
Experimental design: Of a 19-acre cherry block, five acres on the east side were treated with Vitazyme to determine the product's effect on cherry size and quality. The untreated area served as a control.

Size and quality results: On June 8, one day before harvest, 50 typical

cherries from both treatments were collected and evaluated.

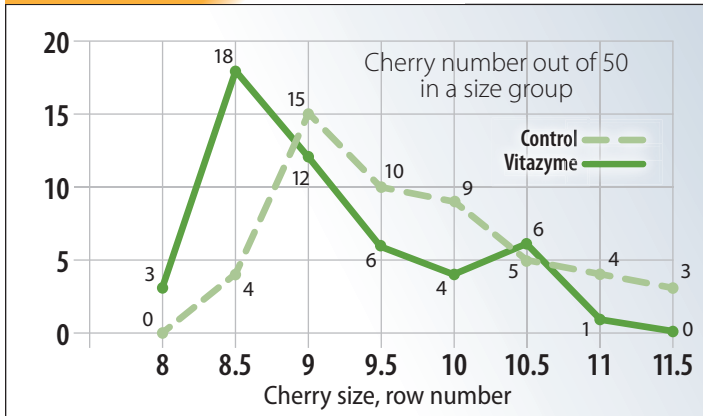
1 Control 2 Vitazyme

Fertilization: 70 lb/acre of nitrogen, and 1 lb/acre of boron.
Vitazyme application: 16 oz/acre applied two times: (1) at first cover, and (2) 10 days later, using a Progressive Ag Lectro Blast sprayer (3.2 mph, 80 gal/acre)
Growing season weather: favorable, and harvested before high summer temperatures
Harvest dates: June 9, 2015
Growing season weather: mostly favorable, with the early spring warmth and high temperatures during harvest.



Bing Cherries *with Vitazyme application cont.*

Cherry number



Vitazyme clearly produced larger cherries, moving the sizes toward the lower row numbers, with fewer small fruit.

	9.5 row or larger	10 row or smaller
Control	58%	42%
Vitazyme	78%	22%

Conclusion: A cherry study in Washington revealed that Vitazyme, applied at 16 oz/acre on the leaves two times, greatly improved cherry size and quality compared to an untreated control. Fruit size increased by 7%, fruit weight by 10%, fruit pressure by 12%, and fruit Brix by 2.37% percentage-points. Cherry size was moved toward the larger sizes, with 78% of the Vitazyme fruited fruit 9.5 row or larger, compared to 58% for the untreated control. Yield likely increased by about 10%, following the 10% increase in fruit weight, assuming a similar fruit number for both treatments. Vitazyme as an addition to cherry grower programs is shown to be highly effective to improve cherry yield and quality.

Chelan Cherries with Vitazyme application



Untreated Chelan cherries at Double D Farms are typical of the crop for 2015; compare these with the adjoining photo.



Chelan cherries at Double D Farms show the increased size and improved development and color with Vitazyme.

Researcher: Jacob Hesseltine
Research organization: Vital Grow Distribution LLC, Waterville, Washington
Farmer: Peter Dufault, Double D Farms
Location: Mattawa, Washington
Variety: Chelan
Rootstock: Mazzard
Tree age: 26 years
Tree spacing: 10 x 20 feet
Soil type: sandy loam
Experimental design: A 10-acre cherry block was divided into 5 acres of Vitazyme treatment (north half) and 5 acres of Control treatment (south half) to discover the effect of the product on cherry size and quality.

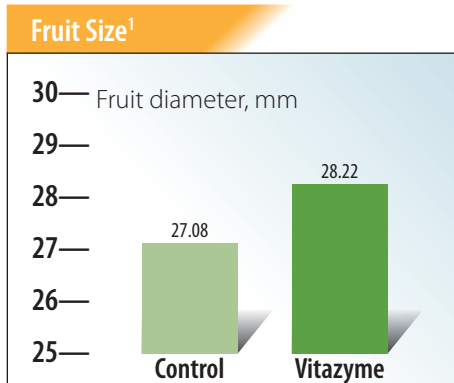
1 Control 2 Vitazyme

Fertilization: 10 to 15 lb/acre of liquid urea the fall of 2014, 50 lb/acre of dry nitrogen the spring of 2015, 4 tons/acre of compost, urea foliar feeding three times, micronutrients as needed
Vitazyme application: 16 oz/acre applied four times: (1) shuck fall; (2) 7 days later; (3) 7 days after the second application; (4) 7 days after the third application. A Rear's Power Blast Sprayer applied 100 to 200 gal/acre at 3 mph (16 to 18 rpm).

Growing season weather: generally good, with the crop harvested before the hottest summer temperatures arrived

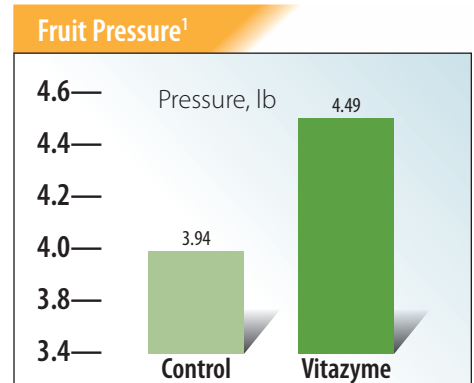
Size and quality results: On May 28, 50 typical cherries from both treatments were picked from several trees in

the same vicinity to evaluate fruit parameters.
Harvest date: May 31, 2015



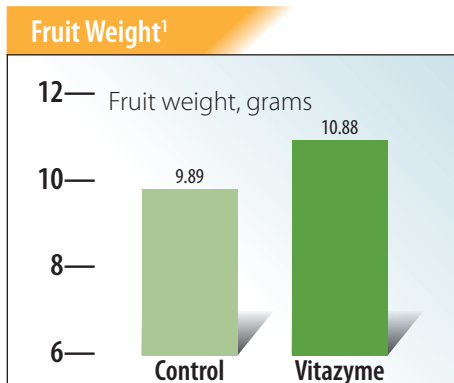
¹Using a standard cherry sizer card.

Increase in size with Vitazyme: 4%



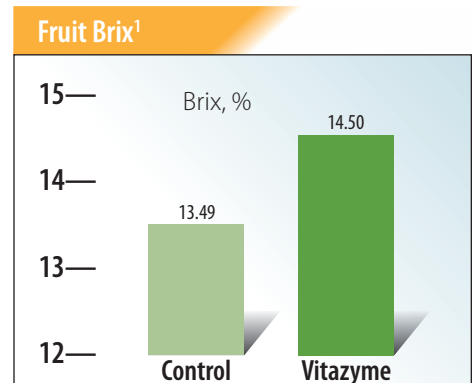
¹Using a QA Supplies FT327 Penetrometer.

Increase in pressure with Vitazyme: 14%



¹Using a Matrix-500 scale.

Increase in weight with Vitazyme: 10%

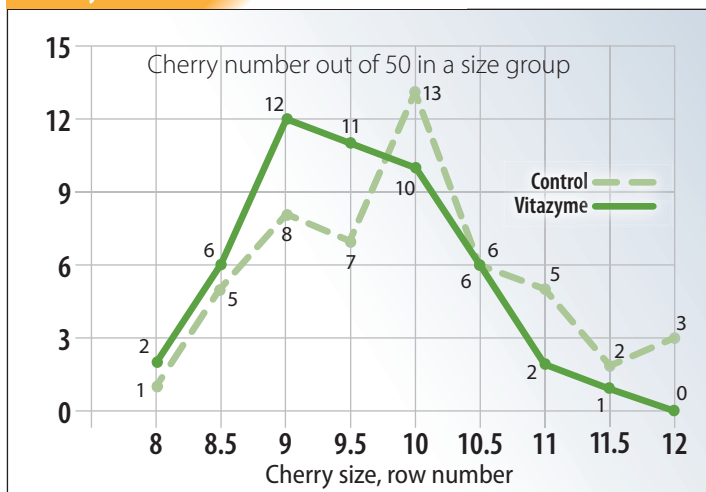


¹Using an Atago PAL-1 Refractometer.


Increase with Vitazyme: 1.01%-points

Chelan Cherries *with Vitazyme application cont.*

Cherry number



	9.5 row or larger	10 row or smaller
Control	42%	58%
Vitazyme	62%	38%



Four Vitazyme treatments at Double D Farms increased fruit Brix and pressure, and moved 62% of the crop to size 9.5-row or larger.

Conclusion: A Chelan cherry trial in Washington, evaluating four Vitazyme applications at 16 oz/acre each, revealed that, compared to the untreated control, the product improved fruit size by 4%, fruit weight by 10%, fruit pressure by 14% and fruit Brix by 1.01 percentage-points. The cherry diameter was shifted

generally to the larger size grades. Estimated yield increases would be around 10%, proportional to the fresh weight increase assuming a similar cherry number for both treatments. These highly positive results show the great efficacy of Vitazyme for cherry growers in Washington.

Rainier Cherries (Organic) with Vitazyme application

Researcher: Jacob Hesselstine
Research organization: Vital Grow Distribution LLC, Waterville, Washington
Farmers: Brian Talbot and Paul Carter, Pleasant Ridge Organic
Location: Wallula, Washington
Variety: Rainier
Rootstock: Mazzard
Tree spacing: 20 x 24 feet
Tree age: 29 years (planted in 1986)
Experimental design: A 36.3-acre organic cherry orchard, comprising three blocks, was divided into halves (east and west); Vitazyme was applied to the western half, while Stimplex seaweed was applied to the eastern half. The purpose of the trial was to evaluate the effect of both products on cherry size and quality for a comparison.



1 Stimplex 2 Vitazyme

Fertilization: Fall of 2014: 1,000 lb/acre of manure; 600 lb/acre of Perfect Blend Chicken Compost. Spring of 2015: 1,000 lb/acre of manure; 600 lb/acre of Perfect Blend Chicken Compost; 1,000 lb/acre of gypsum; fish, leaf applied; micro-nutrients, leaf applied.

Vitazyme application: 16 oz/acre applied four times, at full bloom (April 4), petal fall (April 11), shuck fall (April 18), and second shuck fall (April 25), using a Rear's Power Blast orchard sprayer, 2.4 mph, at 200 gal/acre of water.

Stimplex application: 56 oz/acre four times at the same time as for Vitazyme, using the same sprayer. An additional application of 80 oz/acre was sprayed over all areas, including the Vitazyme half, on May 4.

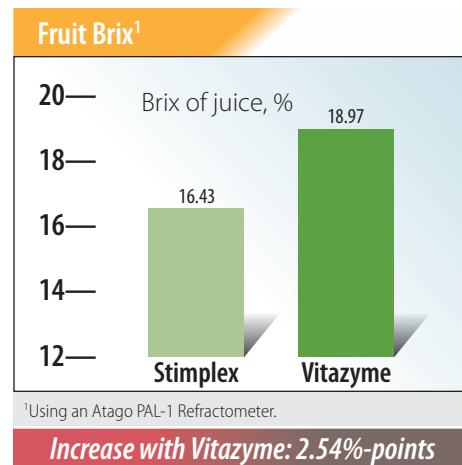
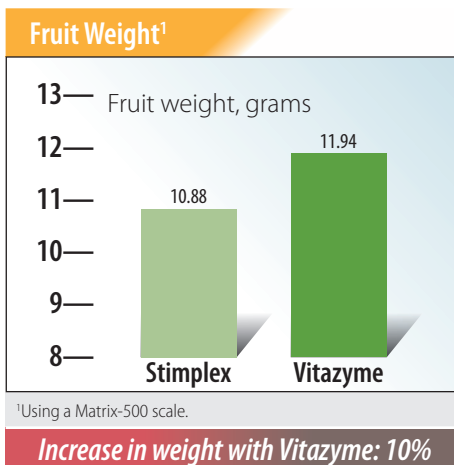
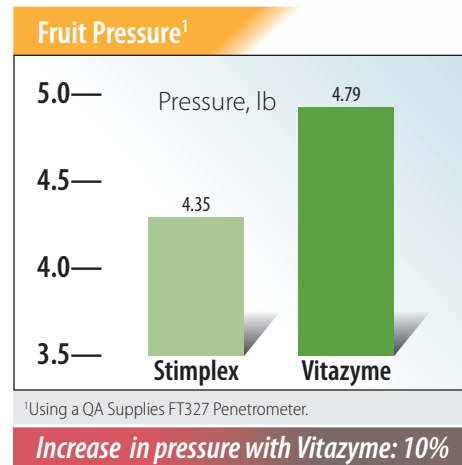
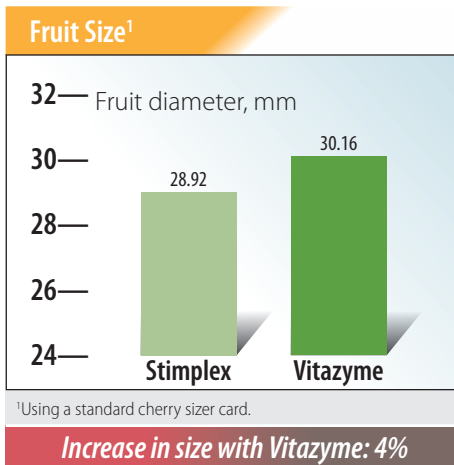
Pesticide applications: worm control with Dipel (*Bacillus thuringiensis*); fireblight control with Serenade bactericide

Harvest dates: June 8 to 14, 2015

Growing season weather: mostly favorable, with early spring warmth and high temperatures during harvest

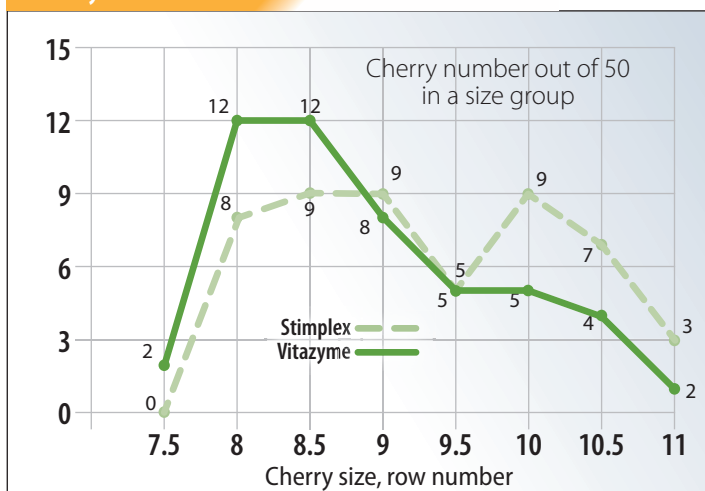
Quality results: Fruit was sampled on June 11, during harvest. Fifty typical cherries were picked from both treatments nearby one another, and evaluated for several parameters.

Organic Rainier cherries treated four times with Vitazyme were larger, sweeter, and had higher fruit pressure than the Stimplex treated cherries; per acre product cost savings with Vitazyme were nearly \$58.



Rainier Cherries (Organic) *with Vitazyme application cont.*

Cherry Size Distribution



Vitazyme clearly produced larger cherries, moving the sizes toward the lower row numbers, with fewer small fruit.

	9.5 row or larger	10 row or smaller
Stimplex	62%	38%
Vitazyme	78%	22%

Economic results: Four applications are considered below.

Product	Cost	Rate	Cost/ Application	Total cost
	\$/gal	oz/application	\$/application	\$/acre
Stimplex	50 (0.391/oz)	56	21.89	87.58
Vitazyme	60 (0.469/oz)	16	7.50	30.00

Cost savings with Vitazyme (four applications): \$57.58/acre

Conclusion: A Rainier cherry trial in Washington proved that Vitazyme improved cherry quality considerably above fruit treated with Stimplex seaweed. Fruit diameter was improved by 4%, weight by 10%, pressure by 10% and Brix by 2.54 percentage points. Fruit size was moved to larger sizes as well, with 8 to 8.5 row fruit most common with Vitazyme, and 9.5 row or larger being 62% of the total versus 38% for Stimplex; Vitazyme also produced fewer small cherries. The yield increase for Vitazyme was likely at least 10%, parallel to the fresh weight increase, but when considering the added brassinosteroid effects of increased pollination rates and improved fruit sets, it is likely that the yield was further increased.

Rainier Cherries *with Vitazyme application*



Rainier cherries at Skelton Farms treated with Stimplex produced the typical size and conformation for this cherry variety, as seen here.



When three applications of Vitazyme were applied, the cherries increased in size, Brix, pressure, and weight compared to Stimplex seaweed treatment, though yield was not measured.

Researcher: Jacob Hesseltine
Research organization: Vital Grow Distribution LLC, Waterville, Washington
Farmers: Ed and Chris Skelton
Location: Pasco, Washington
Variety: Rainier
Rootstock: Maheleb
Tree age: unknown
Tree spacing: 20 x 20 feet
Experimental design: A 10-acre cherry block was divided into 4 acres of Vitazyme treatment and 6 acres of Stimplex seaweed treatment to discover the effect of the two products on cherry size and quality.

1 Stimplex 2 Vitazyme

Fertilization: standard nutrient program
Vitazyme application: 16 oz/acre applied three times: (1) petal fall; (2) 10 days later; (3) 10 days after the second application; an AccuTech Airblast Raven Sprayer applied 100 gal/acre at 2.5 to 3.0 mph.

Stimplex application: standard program recommendation, using three applications at the same times as for Vitazyme

Growing season weather: an early, warm spring followed by extreme summer heat that delayed maturity, coloring, and fruit finish.



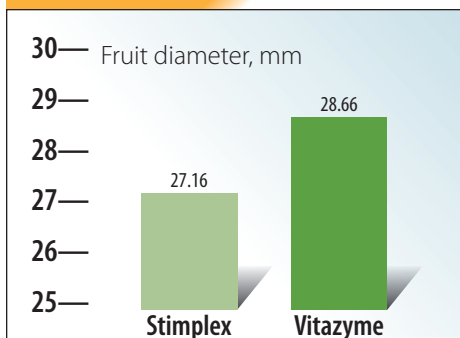
The size difference between Vitazyme and Stimplex treatment is obvious in this comparison of 50 typical cherries per treatment.

Size and quality evaluations: On June 12, 50 typical cherries from both treatments were picked from several

trees in the same vicinity to evaluate fruit parameters.

Rainier Cherries *with Vitazyme application cont.*

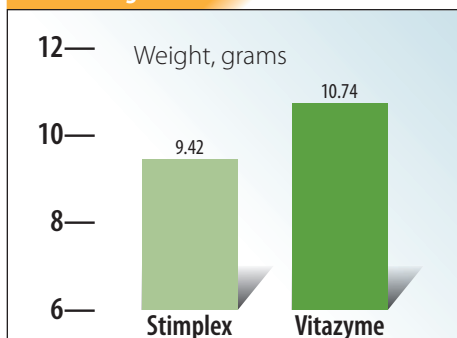
Fruit Size¹



¹Using a standard cherry sizer card.

Increase in size with Vitazyme: 5%

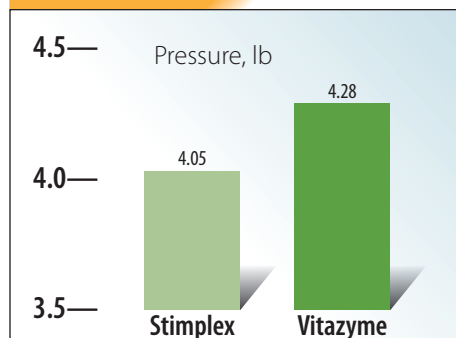
Fruit Weight¹



¹Using a Matrix-500 scale.

Increase in weight with Vitazyme: 14%

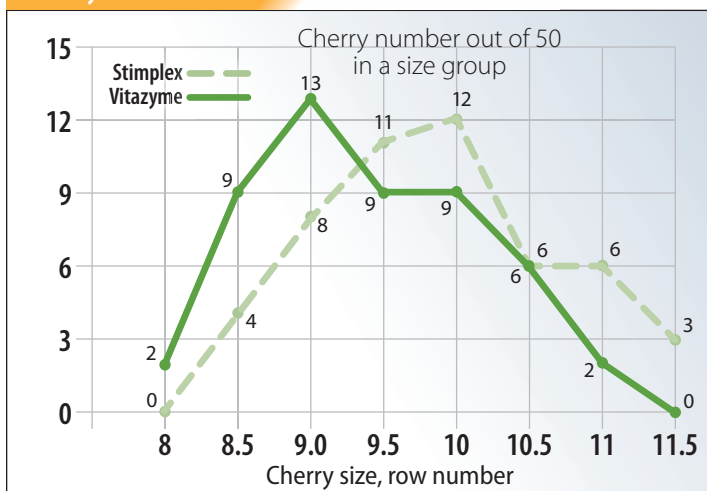
Fruit Pressure¹



¹Using a QA Supplies FT327 Penetrometer.

Increase in pressure with Vitazyme: 6%

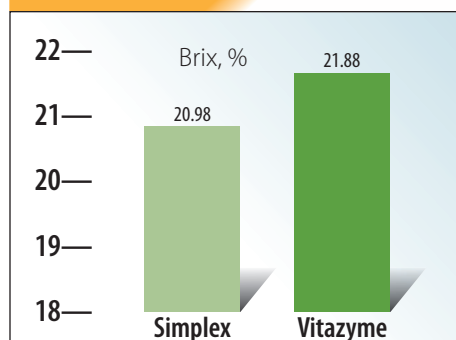
Cherry Size Distribution



Vitazyme clearly produced larger cherries, moving the sizes toward the lower row numbers, with fewer small fruit.

	9.5 row or larger	10 row or smaller
Stimplex	46%	54%
Vitazyme	66%	34%

Fruit Brix¹



¹Using an Atago PAL-1 Refractometer.

Increase with Vitazyme: 0.9%-point

Conclusions: This Rainier cherry trial in Washington, which compared Vitazyme and Stimplex applied three times, revealed that all fruit parameters were increased with Vitazyme above the Stimplex application. Fruit size, fruit weight, fruit pressure and fruit Brix were enhanced by 5%, 14%, 6% and 0.9 percentage point, respectively, and the fruit was, on average, larger with Vitazyme, especially in the 8 to 9-row categories. Fruit yield would likely have shown a 14% increase with Vitazyme if the cherry number was similar in both treatments, since average fruit weight was 14% greater. These results illustrate the great efficacy of Vitazyme for cherry growers as compared to Stimplex use, not just with yield and quality but with program cost as well.

Vital Earth Resources

706 East Broadway, Gladewater, Texas 75647
(903) 845-2163 FAX: (903) 845-2262

2014 Crop Results

Vitazyme on Cherries

Researcher: Jacob Hesseltine, Vital Grow Distribution LLC, Waterville, Washington

Farmer: Zirkle Fruit Company

Location: Pasco, Washington

Variety: Rainier

Rootstock: Mazard

Tree age: 27 years

Experimental design: A Rainier cherry block of 15.2 acres (41.23 full rows) was treated with Vitazyme four times, except for six full rows that were left untreated to serve as a control. The objective of the study was to evaluate the effect of the product on fruit yield and quality.

1. Control

2. Vitazyme

Fertilization: standard nutrient program

Vitazyme application: (1) 16 oz/acre at white (March 17); (2) 16 oz/acre at petal fall (March 26); (3) 16 oz/acre at first cover (April 14); 16 oz/acre a month later (May 13). A Power-Blast sprayer was used to treat the cherries, at 200 gal/acre and 2.75 mph.

Growing season weather: favorable, except for some frost damage from 18° F temperatures in the low-lying Vitazyme treated areas

Quality results: On June 9, 50 random and average cherries were collected from both treatments for quality analyses, shown below.

Fruit Size

Treatment	Fruit diameter ¹ mm	Diameter change mm
Control	30.19	—
Vitazyme	32.28	2.09 (+7%)

¹Determined using a Cranston fruit sizer.

**Increase in fruit size with
Vitazyme: 7%**

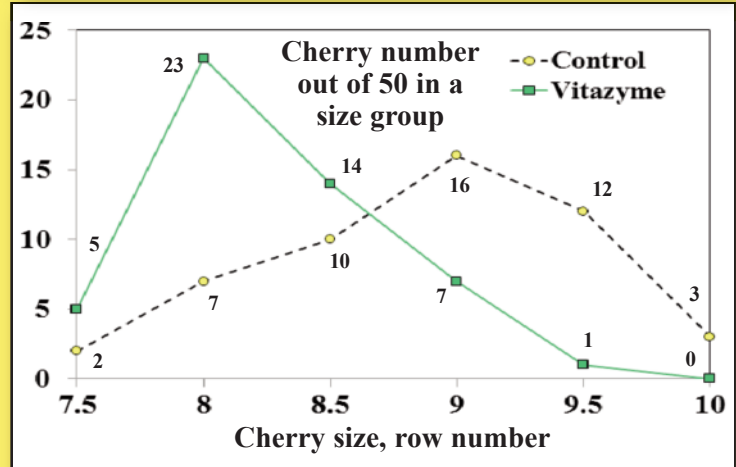
Cherries in Size Groupings (50 fruit each)

Size, row number ¹	Vitazyme		Control	
	Cherry number	%	Cherry number	%
7.5	5	10	2	4
8	23	46	7	14
8.5	14	28	10	20
9	7	14	16	32
9.5	1	2	12	24
10	0	0	3	6

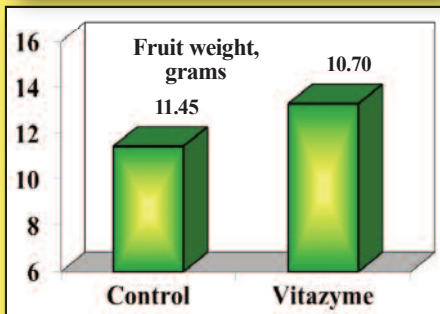
¹Cherry sizes are designated by "row", which originated when the size was determined by the number of fruit what would fit across the top of a cherry box. The smaller the number, the larger the cherry. An industry standard cherry sizer card was used.

Cherry Size Review

The size groups for Vitazyme treated cherries are obviously larger than for the untreated control fruit. The 8.5-row and larger fruit treated with Vitazyme comprise 84% of the total, while the same size groups for the control are only 38% of the total.

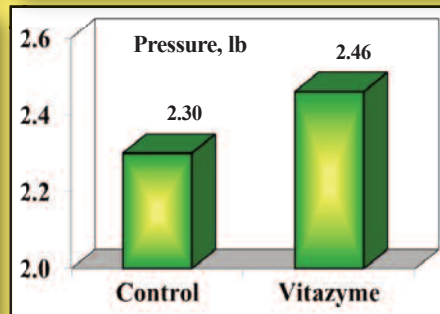


Fruit Weight¹



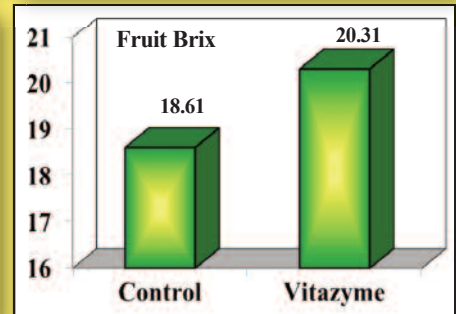
¹Determined by a Matrix-500 digital scale.

Fruit Pressure¹



¹Determined by a QA Supplies penetrometer.

Fruit Brix¹



¹Determined by an Atago PAL-1 refractometer.

Increase in fruit weight with Vitazyme: 16%

Increase in fruit pressure with Vitazyme: 7%

Increase in fruit Brix with Vitazyme: 1.70 %-points

Fruit yield results: The first two pickings were recorded, on June 9 and 10, and June 12 and 13.

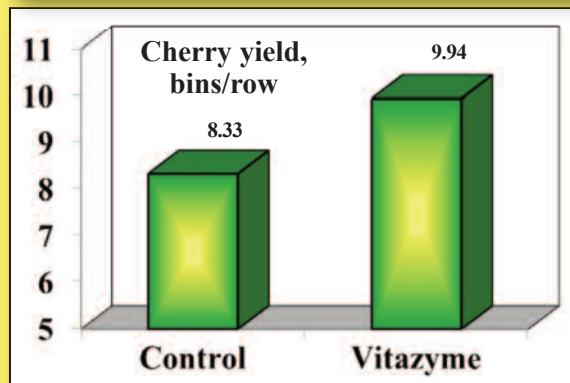
Cherry Yield

Treatment	Picking 1			Picking 2			Total	
	Total bins	Yield/Row ¹	Difference	Total bins	Yield/Row ¹	Difference	Yield/Row ¹	Difference
Control	22.0	3.67	—	28.00	4.67	—	8.33	—
Vitazyme	182.62	4.43	0.76(+21%)	227.38	5.51	0.84 (+18%)	9.94	1.61 (+19%)

¹Vitazyme treated rows = 41.23; control rows = 6.00.

Cherry Yield

Conclusions: A Rainier cherry trial in central Washington revealed considerable improvements in fruit yield and quality with four applications of Vitazyme. Fruit size was increased by 7% on average, with 84% of the treated cherries being 8.5-row or larger; the control cherries had only 38% of the total fruit in these sizes. Fruit weight rose by 16%, fruit pressure by 7%, and fruit Brix by 1.70 percentage points, on top of a yield increase of 19%. This excellent management tool is shown to be a great asset to cherry quality and yield; larger, firmer, and sweeter cherries. These improvements were made in spite of early frost damage to the lower-lying Vitazyme portions of the experimental block.



**Increase in cherry yield
with Vitazyme: 19%**

Vital Earth Resources

706 East Broadway, Gladewater, Texas 75647
(903) 845-2163 FAX: (903) 845-2262

2014 Crop Results

Vitazyme on Cherries

Researcher: Jacob Hesseltine, Vital Grow Distribution LLC, Waterville, Washington

Farmer: Zirkle Fruit Company

Location: Pasco, Washington

Variety: Bing

Rootstock: Mazard

Tree age: 27 years

Tree density: 20 feet between rows and 18 feet in-row (0.008264 acre/tree), or 121 trees/acre

Experimental design: A 16.7-acre area of Bing cherries, the equivalent of 84 full rows in this orchard, was sprayed with Vitazyme four times to evaluate the effect of the product on fruit yield and quality. Twelve full rows were left untreated as the control.

1. Control

2. Vitazyme

Fertilization: standard nutrient program

Vitazyme application: (1) 16 oz/acre at white (March 17); (2) 16 oz/acre at petal fall (March 26); (3) 16 oz/acre at first cover (April 14); (4) 16 oz/acre a month later (May 13). A Power-Blast sprayer, using 200 gal/acre, driven at 2.75 mph, was used to apply the product.

Growing season weather: favorable except for freezing temperatures (down to 18° F) in some low lying areas of the Vitazyme-treated areas, resulting in fruit damage

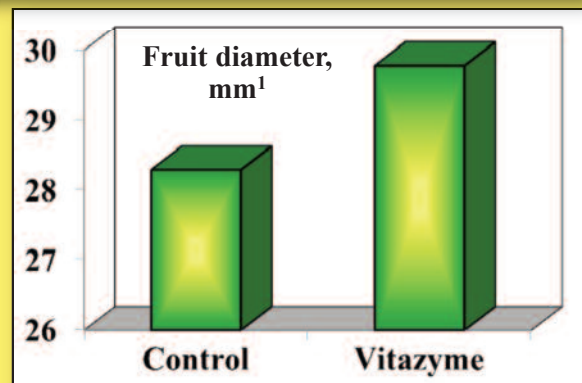
Harvest date: June 12 to 14, 2014. On June 12, 50 random cherry samples were collected from both treatments to evaluate weight and quality parameters.

Fruit quality results:

Fruit Size

Treatment	Fruit diameter mm	Diameter change mm
Control	28.29	—
Vitazyme	29.78	1.49 (+5%)

**Increase in fruit size with
Vitazyme: 5%**



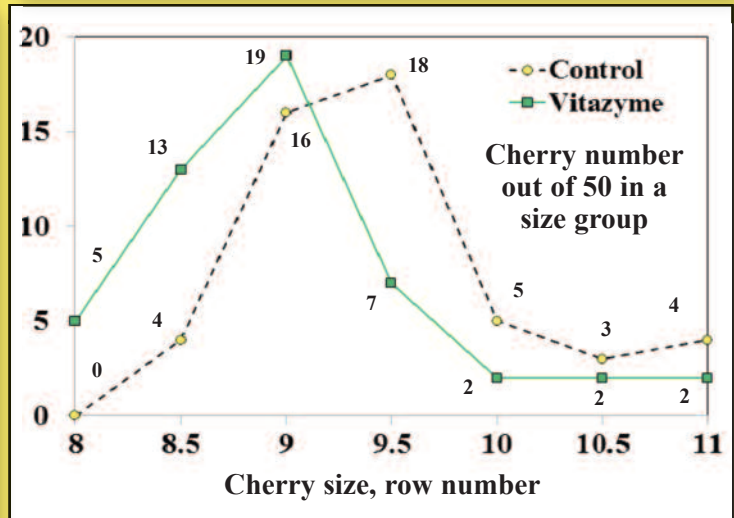
¹Determined using a Cranston fruit sizer.

Cherries in Size Groupings

Size, row number ¹	Vitazyme		Control	
	Cherry number	%	Cherry number	%
8	5	10	0	0
8.5	13	26	4	8
9	19	38	16	32
9.5	7	14	18	36
10	2	4	5	10
10.5	2	4	3	6
11	2	4	4	8

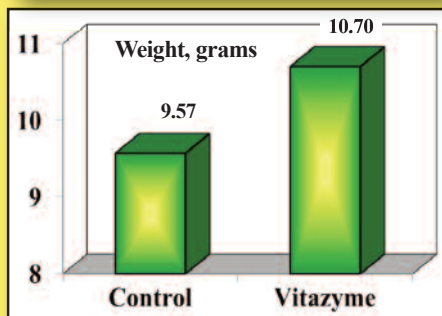
¹Cherry sizes are designated by “row”, which originated when the size was determined by the number of fruit what would fit across the top of a cherry box. The smaller the number, the larger the cherry. An industry standard cherry sizer card was used.

Cherry Size Review



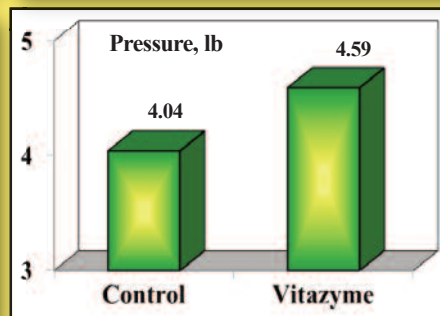
The average cherry size was improved by 5%, and this size improvement is revealed in the size review, where the entire size spectrum is moved towards larger sizes with Vitazyme; 9-row and larger cherries with Vitazyme comprised 74% of the total, but only 40% of the control treatment.

Fruit Weight¹



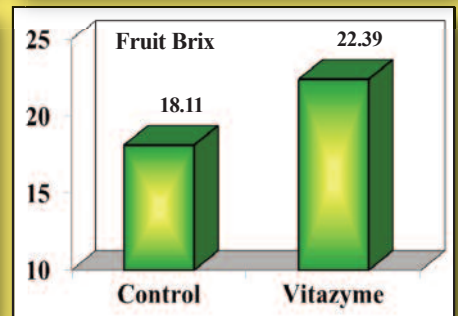
¹Determined by a Matrix-500 digital scale.

Fruit Pressure¹



¹Determined by a QA Supplies penetrometer.

Fruit Brix¹



¹Determined by an Atago PAL-1 refractometer.

Increase in fruit weight with Vitazyme: 12%

Increase in fruit pressure with Vitazyme: 14%

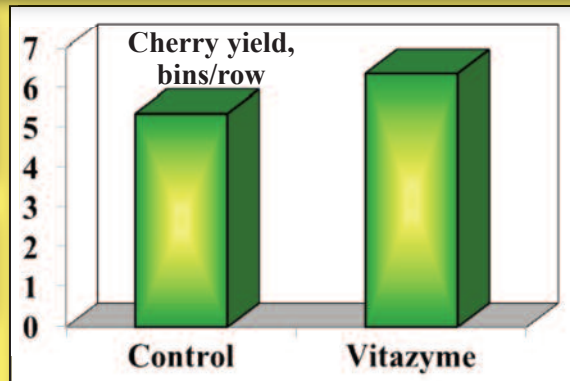
Increase in fruit Brix with Vitazyme: 4.28 %-points

Fruit yield results: The bins from the Vitazyme treated rows were totaled, as were the bins for the untreated rows, to determine harvested yield.

Cherry Yield

Treatment	Total bins	Rows	Yield/Row bins/row	Yield change bins/row
Control	64.25	12	5.35	—
Vitazyme	534.5	84	6.36	1.01 (+19%)

**Increase in cherry yield with
Vitazyme: 19%**



Conclusions: A Bing cherry trial in central Washington, wherein Vitazyme was applied four times, revealed that Vitazyme increased all important fruit quality parameters: weight by 12%, pressure by 14%, Brix by 4.28 percentage points, and grade by moving the size towards the larger row-number ratings; 9-row and larger cherries with Vitazyme comprised 74% of the total, whereas for the control these sizes made up only 40% of the total. A detailed yield analysis based on bin counts produced a 19% yield advantage for Vitazyme, which exceeded the estimated fruit weight increase of 12%, indicating that there was less fruit droppage and abortion with Vitazyme application. Moreover, serious frost damage from 18° F spring temperatures during early development, being more prevalent in the treated areas of the test, did not greatly limit the yield improvement from the product, although the yield increase may have been even greater had not the low temperatures occurred. The Vitazyme program is shown to be an excellent and highly profitable management tool for cherry growers in Washington.

Vital Earth Resources

706 East Broadway, Gladewater, Texas 75647
(903) 845-2163 FAX: (903) 845-2262

2014 Crop Results

Vitazyme on Cherries

Synergism with Simplot Seaweed

Researchers: Cameron Nystrom, Stemilt Quality Control Porch Analyst, and Jacob Hesseltine, Vital Grow Distribution LLC, Waterville, Washington

Farmer: Kyle Mathison Orchards

Location: Stemilt Hill, Wenatchee, Washington

Variety: Sweetheart

Rootstock: Mazard

Tree age: 8 years

Tree density: 17 feet between rows, 11 feet in-row (0.004293 acre/tree), or 233 trees/acre

Experimental design: A Sweetheart cherry block of 25 acres was divided into two equal parts, one half treated with Simspray seaweed extract five times, and the other half treated with Simspray three times followed by Vitazyme twice. The purpose of the trial was to discover the effects of the two products on cherry quality.

Treatment	Fruit development stage				
	First white	20% bloom	Petal fall	Shuck fall	10 days later
	----- oz/acre -----				
1. Simspray only	16	16	16	16	16
2. Simspray	16	16	16	0	0
Vitazyme	0	0	0	16	16

Fertilization: 8 tons/acre of compost the fall of 2013; 2 lb/tree of Ca (NO₃)₂ on the soil at petal fall; 2 lb/tree of (NH₄)₂SO₄ in the fall of 2013

Vitazyme application: See the table above. An air-blast sprayer was used which delivered 200 gal/acre, at 2 mph.

Simspray Seaweed Extract: See the table above.

Weather during the growing season: favorable

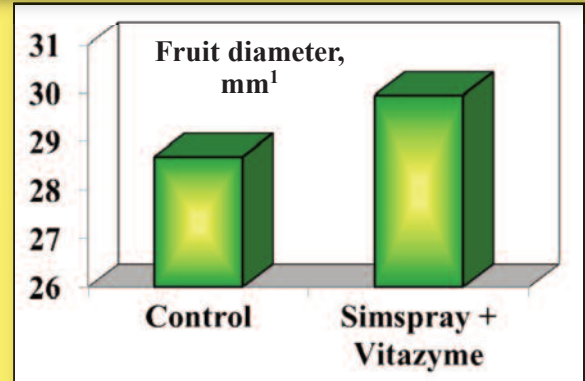
Harvest date: August 7, 2014

Fruit quality results: Fifty random samples of fruit were collected twice from each treatment to evaluate quality parameters. Data were obtained by Cameron Nystrom.

Fruit Size

Treatment	Fruit diameter	Diameter change
	mm	mm
Simspray	28.69	—
Simspray + Vitazyme	29.96	1.27 (+4%)

**Increase in fruit size with
Vitazyme: 4%**



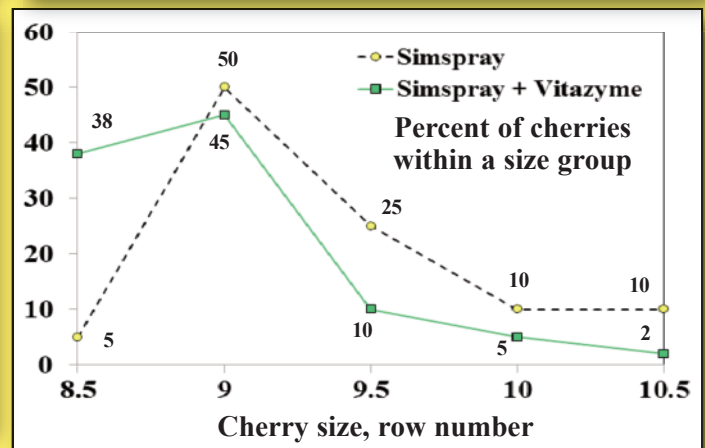
¹Determined using a Cranston fruit sizer.

Cherries in Size Groupings (100 fruit each)

Size, row number ¹	Simspray	Simspray + Vita
	----- % in a size -----	
8.5	5	38
9	50	45
9.5	25	10
10	10	5
10.5	10	2

¹Cherry sizes are designated by "row", which originated when the size was determined by the number of fruit what would fit across the top of a cherry box. The smaller the number, the larger the cherry. An industry standard cherry sizer card was used.

Cherry Size Review

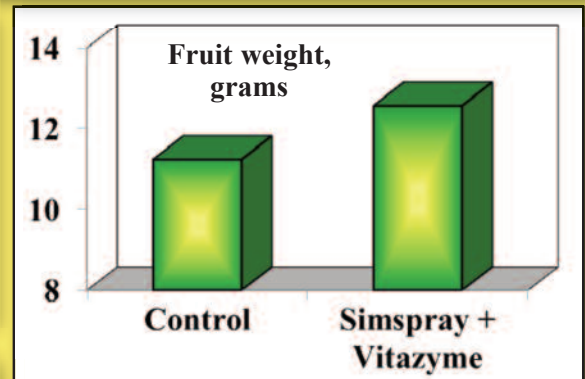


Note that when Vitazyme was added to Simspray the cherry size increased, so that 83% of the fruit were 9-row or larger, versus only 55% for the Simspray alone.

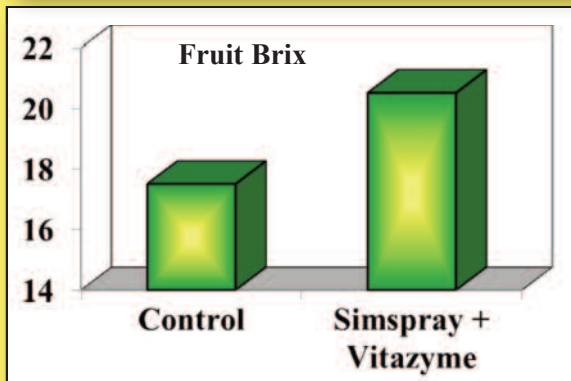
Fruit Weight

Treatment	Cherry weight	Weight change
	grams	grams
Set 1: Simspray	11.28	—
Simspray + Vitazyme	12.52	1.24 (+11%)
Set 2: Simspray	11.20	—
Simspray + Vitazyme	12.62	1.42 (+13%)
Average: Simspray	11.24	—
Simspray + Vitazyme	12.57	1.33 (+12%)

**Increase in fruit weight with
Vitazyme: 12%**



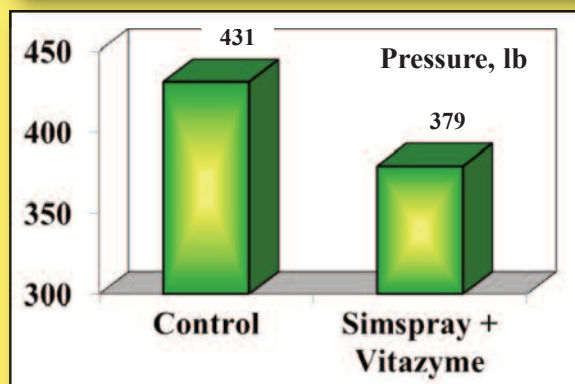
Fruit Brix



Treatment	Fruit Brix	Brix change
	Brix	Brix
Set 1: Simspray	18.0	—
Simspray + Vitazyme	21.0	3.0 %-points
Set 2: Simspray	17.0	—
Simspray + Vitazyme	20.0	3.0 %-points
Average: Simspray	17.5	—
Simspray + Vitazyme	20.5	3.0 %-points

Increase in fruit Brix with Vitazyme: 3.0 %-points

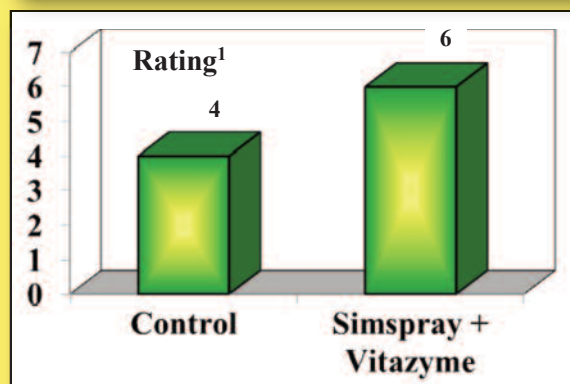
Fruit Pressure



The pressure of the Simspray was greater due to the lack of maturity for many of these cherries treated with Simspray only (i.e., they were still hard.)

Decrease in fruit pressure with Vitazyme: 12%

Color Rating



¹A color wheel was used to rate the shade of red, from 1 to 7, 7 being the darkest.

Increase in dark red color with Vitazyme: 2 points

Conclusions: A Sweetheart cherry study in central Washington, using Vitazyme for the last two of five applications after three Simspray seaweed applications, as compared to cherries treated five times with Simspray only, revealed that Vitazyme greatly improved fruit development and quality. Average cherry size was increased (83% 8.5 and 9-mm cherries vs. 55% for Simspray), fruit weight was improved (12%), fruit Brix was dramatically raised (3.0 percentage points), and fruit color was greatly darkened at harvest. A reduction in fruit pressure was caused by hard, immature fruit for the Simspray-only treatment.

According to the researchers, the Vitazyme treated fruit was larger, heavier, better colored, and sweeter than the Simspray-only treated fruit. Vitazyme is shown to be an excellent complement to seaweed sprays in Washington cherry production. The yield improvement realized from the product would likely be around 12%, the same as the fruit weight increase, assuming fruit set for both treatments was similar.

Vital Earth Resources

706 East Broadway, Gladewater, Texas 75647
(903) 845-2163 FAX: (903) 845-2262

2014 Crop Results

Vitazyme on Cherries

A Comparison with Stimplex Seaweed

Researcher: Jacob Hesseltine, Vital Grow Distribution LLC, Waterville, Washington

Farmer: KS Orchards, Silver Hawk

Location: Royal City, Washington

Variety: Skeena

Rootstock: Mazard

Tree age: 5 years

Tree density: 16 feet between rows, 8 feet in-row (0.002938 acre/tree), or 340 trees/acre

Soil type: Adkins very fine sandy loam and Taunton very fine sandy loam

Experimental design: An 8-acre cherry block was divided into two equal halves, one half treated with Stimplex and the other half treated with Vitazyme four times. The purpose of the trial was to determine the effect of the product on cherry quality.

1. Stimplex

2. Vitazyme

Fertilization: 50 lb/acre of N the fall of 2013, and 35 lb/acre of N in April of 2014

Vitazyme application: (1) 16 oz/acre on April 16; (2) 16 oz/acre on April 23; (3) 16 oz/acre on April 30; (4) 16 oz/acre on May 7. An air-blast sprayer (Rears Powerblast TTN 400) was used to apply the product, at 200 gal/acre and 3 mph.

Stimplex application: 48 oz/acre at the same times as Vitazyme (above)

Growing season weather: favorable: low springtime temperatures but little frost, and high temperatures during fruit maturation and harvest

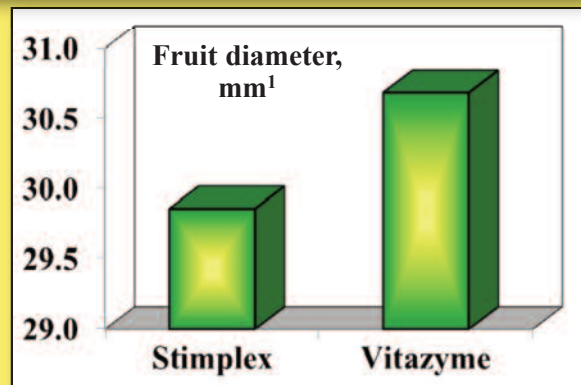
Harvest date: Samples were taken July 8, which was about harvest time.

Fruit quality results: Data were collected from 50 randomly selected cherries from the two treatments. Values were averaged from the 50 fruit except for the size breakdown.

Fruit Size

Treatment	Fruit diameter mm	Diameter change mm
Stimplex	29.856	—
Vitazyme	30.681	0.825 (+3%)

Increase in fruit size with Vitazyme: 3%



A 3% fruit diameter improvement was realized with Vitazyme versus the Stimplex treatment.

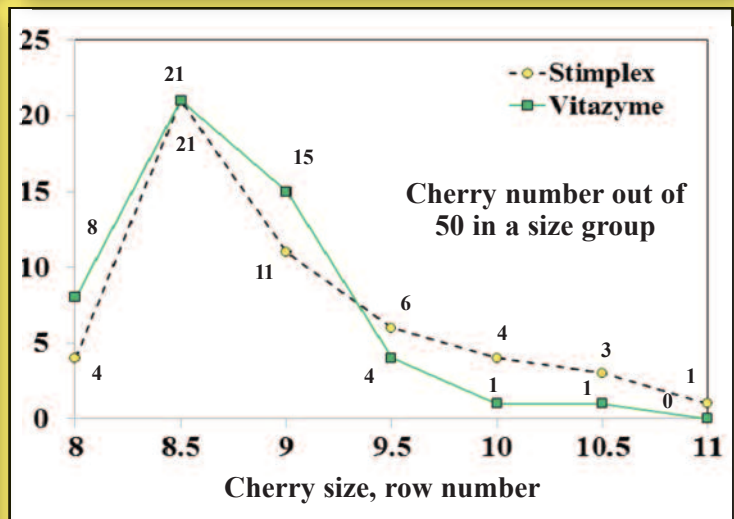
¹Determined using a Cranston fruit sizer.

Cherries in Size Groupings (50 fruit each)

Size, row number ¹	Stimplex		Vitazyme	
	Cherry number	%	Cherry number	%
8	4	8	8	16
8.5	21	42	21	42
9	11	22	15	30
9.5	6	12	4	8
10	4	8	1	2
10.5	3	6	1	2
11	1	2	0	0

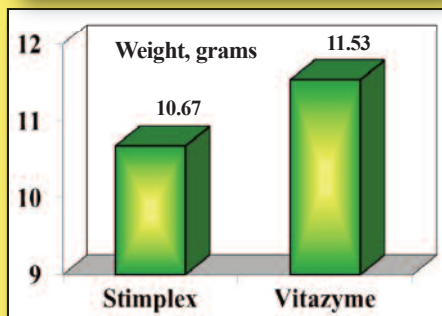
¹Cherry sizes are designated by “row”, which originated when the size was determined by the number of fruit what would fit across the top of a cherry box. The smaller the number, the larger the cherry. An industry standard cherry sizer card was used.

Cherry Size Review



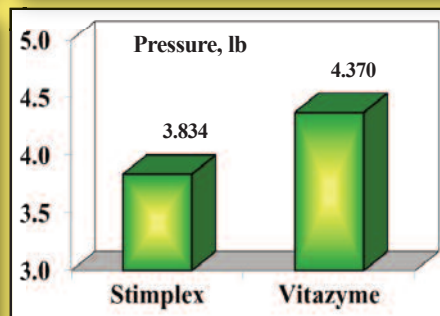
Vitazyme moved cherry size toward the larger diameter versus Stimplex.

Fruit Weight¹



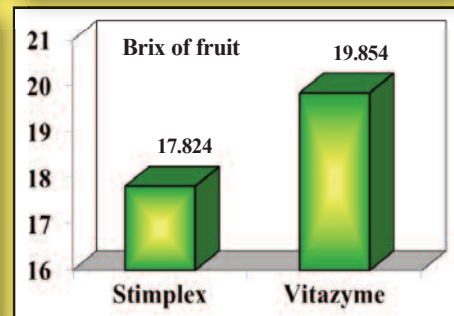
¹Determined by a Matrix-500 digital scale.

Fruit Pressure¹



¹Determined by a QA Supplies penetrometer.

Fruit Brix¹



¹Determined by an Atago PAL-1 refractometer.

Increase in fruit weight with Vitazyme: 8%

Increase in fruit pressure with Vitazyme: 14%

Increase in fruit Brix with Vitazyme: 2.030 %-points

Conclusions: This Skeene cherry study in central Washington revealed that four applications of Vitazyme improved the quality of the fruit substantially compared to four applications of Stimplex seaweed extract. Fruit size was improved by 3%, with size groupings moved toward the larger diameter fruit, as evaluated by “row number” designations. Average cherry weight was increased above Stimplex by 8%, fruit pressure by 14%, and fruit Brix by a full 2.03 percentage points. Though yield was not measured, if the fruit set was similar for both treatments there would be a decided advantage for the Vitazyme treatment. These results prove that Vitazyme is a superior agronomic tool for improving cherry size, grade, storability and less transport damage, and sweetness than is Stimplex seaweed. Moreover, Vitazyme sells for about \$60.00/gal, and is used at 16 oz/acre for four applications, or 64 oz/acre a season, costing about \$30.00/acre. Stimplex, on the other hand, is applied at 48 oz/acre each time, requiring 192 oz/acre for a season, at a cost of about \$50.00/gal; the seasonal cost is around \$75.00/acre. Thus, product cost for Stimplex is 250% higher than for Vitazyme, and the response with the crop is much less. Cherry farmers in Washington would do well to incorporate Vitazyme into their production programs.

Vital Earth Resources

706 East Broadway, Gladewater, Texas 75647
(903) 845-2163 FAX: (903) 845-2262

2014 Crop Results

Vitazyme on Cherries

Researcher: Casimir Lorentz, Quincy Farm Chemicals, and Jacob Hesseltine, Vital Grow Distribution LLC, Waterville, Washington

Farmer: Weber Orchards, Sylvestre Evangelista, farm manager

Location: Quincy, Washington

Variety: Bing

Rootstock: Mazard

Tree density: 22 feet between rows, 20 feet in-row (0.010101 acre/tree), or 99 trees/acre

Tree age: 32 years

Soil type: sandy loam

Experimental design: Three blocks (13 acres each) of Bing cherries, seven rows in each of these blocks, were treated with Vitazyme, while the other rows served as untreated controls. The objective of the study was to determine the efficacy of this product to improve the yield of fruit.

1. Control

2. Vitazyme

Fertilization: standard orchard practice

Vitazyme application: (1) 16 oz/acre at first white; (2) 16 oz/acre at petal fall; (3) 16 oz/acre at first cover; (4) 16 oz/acre 7 days after first cover. An air-blast sprayer was used, giving 80 gallons/acre, driven at a speed of 3.5 mph.

Growing season observations: The researcher noted that the Vitazyme treated cherries were larger than the untreated fruit, and they were also sweeter.

Growing season weather: favorable for crop development

Harvest date: June 20, 2014

Yield results: To determine yield, three pounds of cherries were picked randomly for each treatment, and the number of fruit were counted in these samples.

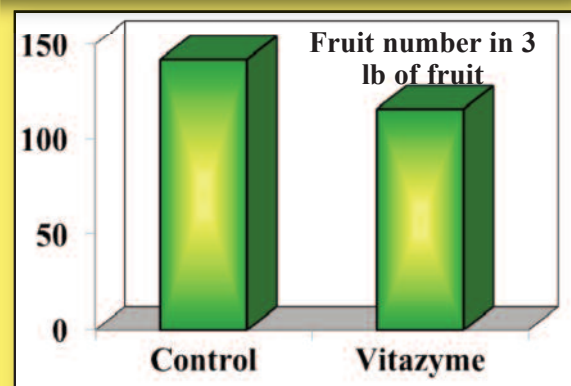
Change in Fruit Size and Weight

Treatment	Fruit number in three lb	Fruit number change
Control	142	—
Vitazyme	116	(-) 26 (-18%)

There was a great increase in fruit size with Vitazyme treatment, such that only 116 cherries were needed to total three pounds of fruit, whereas the control treatment required 142 cherries for the same weight. This difference indicates a 16% increase in fruit weight per cherry. If one assumes an equal fruit load on both the control and Vitazyme treated trees, then this difference should indicate a 16% yield increase with Vitazyme.

Conclusions: A Bing cherry study in central Washington, applied four times starting at first white, caused considerably larger fruit, which produced a yield increase that most likely approached 18%, if fruit set was the same for both treatments.

this program is shown to be highly efficacious for cherry production in the Pacific Northwest.



Likely increase in cherry yield with Vitazyme: 18%

Vital Earth Resources

706 East Broadway, Gladewater, Texas 75647
(903) 845-2163 FAX: (903) 845-2262

2014 Crop Results

Vitazyme on Cherries

Researcher: Jacob Hesseltine, Vital Grow Distribution LLC, Waterville, Washington

Farmer: Martinez Livestock, Inc.

Location: China Bar, near Mattawa, Washington

Variety: Rainier

Rootstock: Mazard

Tree age: 23 years

Tree density: 16 feet between rows, 10 feet in-row (0.00367 acre/tree), or 272 trees/acre

Experimental design: A 19-acre block of Rainier cherries, interspersed with Bing cherries, was divided into two equal parts, with Vitazyme applied four times to one half, and the other half was left as an untreated control. The purpose of the study was to determine the effect of the product on cherry quality.

1. Control

2. Vitazyme

Fertilization: 4 lb/acre of dry nitrogen

Vitazyme application: (1) 16 oz/acre at petal fall; (2) 16 oz/acre 15 days after petal fall; (3) 16 oz/acre 30 days after petal fall; (4) 16 oz/acre 45 days after petal fall. An air-blast sprayer was used giving 100 to 200 gal/acre, with a driving speed of 2.1 to 2.2 mph.

Growing season weather: The weather during the growing season was good for cherry production.

Appearance during the growing season: The researcher and the farmer both noted that the treated cherries were larger than the control cherries, and there was less disease in the treated trees as well.

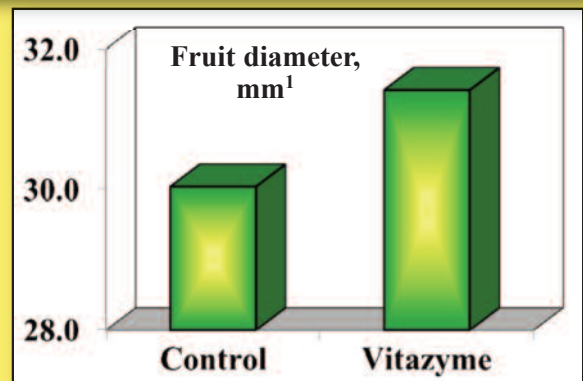
Harvest date: June 16, 2014

Fruit quality results: Fifty random samples of fruit were collected from each treatment on harvest day for the following evaluations.

Fruit Size

Treatment	Fruit diameter	Diameter change
	mm	mm
Control	30.039	—
Vitazyme	31.413	1.374 (+5%)

**Increase in fruit size with
Vitazyme: 5%**



Vitazyme produced a greater fruit diameter than the control by 5%.

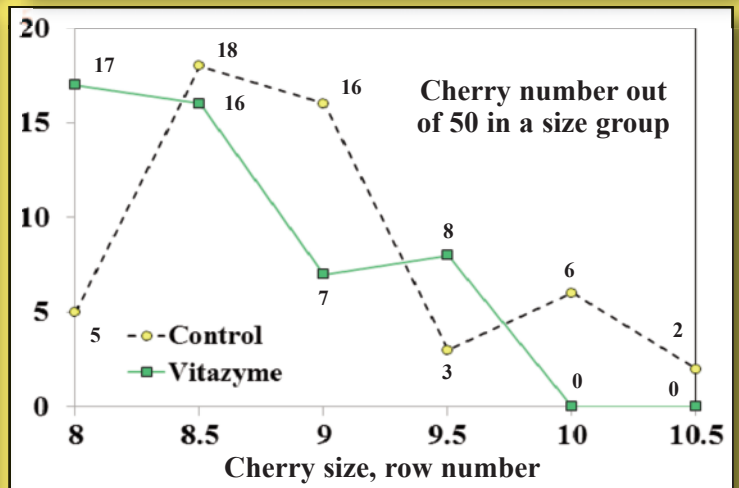
¹Determined using a Cranston fruit sizer.

Cherries in Size Groupings (50 fruit each)

Size, row number ¹	Vitazyme		Control	
	Cherry number	%	Cherry number	%
8	17	34	5	10
8.5	16	32	18	36
9	7	14	16	32
9.5	8	16	3	6
10	0	0	6	12
10.5	0	0	2	2

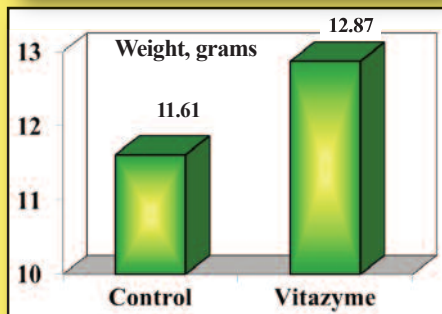
¹Cherry sizes are designated by “row”, which originated when the size was determined by the number of fruit what would fit across the top of a cherry box. The smaller the number, the larger the cherry. An industry standard cherry sizer card was used.

Cherry Size Review



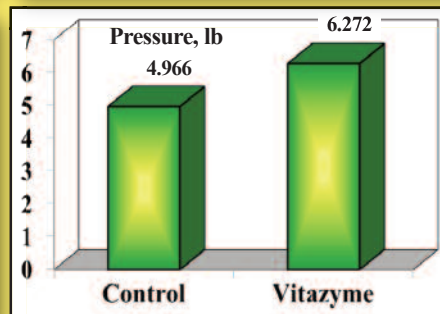
Vitazyme moved the cherries into the larger size group; especially at 8-row.

Fruit Weight¹



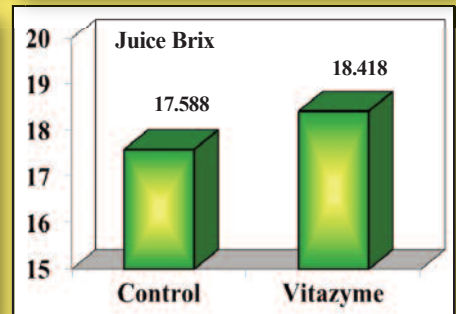
¹Determined by a Matrix-500 digital scale.

Fruit Pressure¹



¹Determined by a QA Supplies penetrometer.

Fruit Brix¹



¹Determined by an Atago PAL-1 refractometer.

Increase in fruit weight with Vitazyme: 11%

Increase in fruit pressure with Vitazyme: 26%

Increase in fruit Brix with Vitazyme: 0.83 %-point

Conclusions: A Rainier cherry split-orchard trial in central Washington revealed that four 16-ounce applications of Vitazyme, beginning at petal fall, greatly enhanced the quality of the fruit. Fruit diameter was improved by 5%, with 34% of the cherries in the Vitazyme treatment being 8 row, compared to only 10% in the control treatment. Size was moved substantially towards the larger diameter with Vitazyme. Likewise, fruit weight was increased by 11%, fruit pressure by an amazing 26%, and fruit Brix by 0.83 percentage-point compared to the untreated control cherries. The firmer fruit means better transportability and less bruising during marketing, leading to longer shelf life and a better appearance for the consumer. No yield determinations were made, but had they been the Vitazyme treatment would have shown a substantial yield increase versus the control. This simple program is shown to be an excellent complement to successful cherry production in Washington, and due to its low cost a very profitable one.

Vital Earth Resources

706 East Broadway, Gladewater, Texas 75647
(903) 845-2163 FAX: (903) 845-2262

2014 Crop Results

Vitazyme on Cherries

Researcher: Jacob Hesseltine, Vital Grow Distribution LLC, Waterville, Washington

Farmer: Martinez Livestock, Inc.

Location: China Bar, near Mattawa, Washington

Variety: Bing

Rootstock: Bing on Mazard

Tree age: 23 years

Tree density: 16 feet between rows, 10 feet in-row (0.00367 acre/tree), or 272 trees/acre

Experimental design: A 19-acre block of cherry trees was divided into two equal portions, a Vitazyme treated area (four applications) and an untreated control area. The purpose of the study was to evaluate the effect of this product on cherry yield and quality.

1. Control

2. Vitazyme

Fertilization: 4 lb/acre of dry nitrogen

Vitazyme application: (1) 16 oz/acre at petal fall; (2) 16 oz/acre 15 days after petal fall; (3) 16 oz/acre 30 days after petal fall; (4) 16 oz/acre 45 days after petal fall. An air-blast sprayer was used giving 100 to 200 gal/acre, with a driving speed of 2.1 to 2.2 mph.

Growing season weather: The weather during the growing season was good for cherry production.

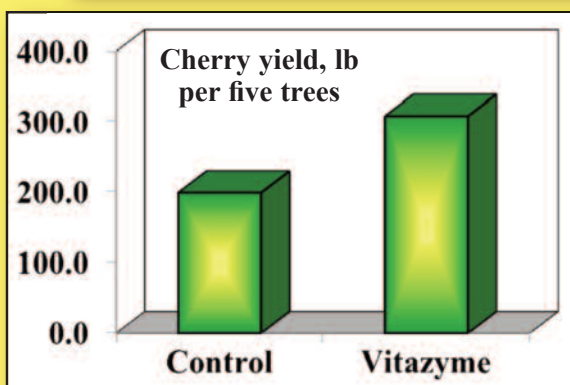
Appearance during the growing season: Both the researcher and the farmer noted that the treated cherries looked larger and healthier than the control cherries during the growing season.

Harvest date: June 16, 2014

Yield results: Five trees in the Vitazyme treated side were picked and yielded 308 lb, while five trees a few rows away in the untreated side yielded 199 lb. A similar fruit set was selected for the trees from the two sides.

Treatment	Yield, 5 trees lb	Yield, 1 tree lb	Yield per acre* lb	Yield increase lb
Control	199	39.8	10,826	—
Vitazyme	308	61.6	16,755	5,929 (+55%)

*Based on 272 trees/acre



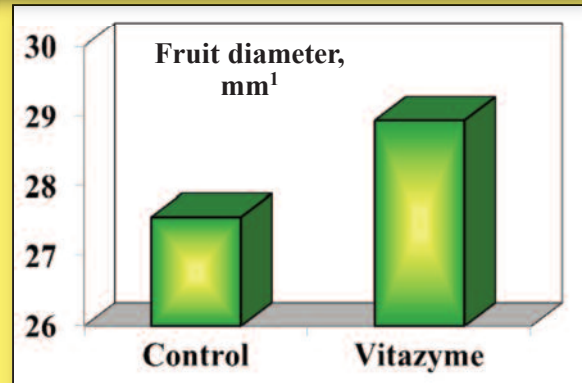
It is clear that the Vitazyme treated cherry yield was remarkably higher (+55%) than the control treatment. As shown below, this yield improvement was due not just to more fruit, but larger fruit as well.

**Increase in fruit yield with
Vitazyme: 55%**

Fruit quality results: Fifty random samples of fruit were collected from each treatment on harvest day for the following evaluations.

Fruit Size

Treatment	Fruit diameter	Diameter change
	mm	mm
Control	27.554	—
Vitazyme	28.942	1.388 (+5%)



Increase in fruit size with Vitazyme: 5%

Vitazyme produced a greater fruit diameter than the control by 5%.

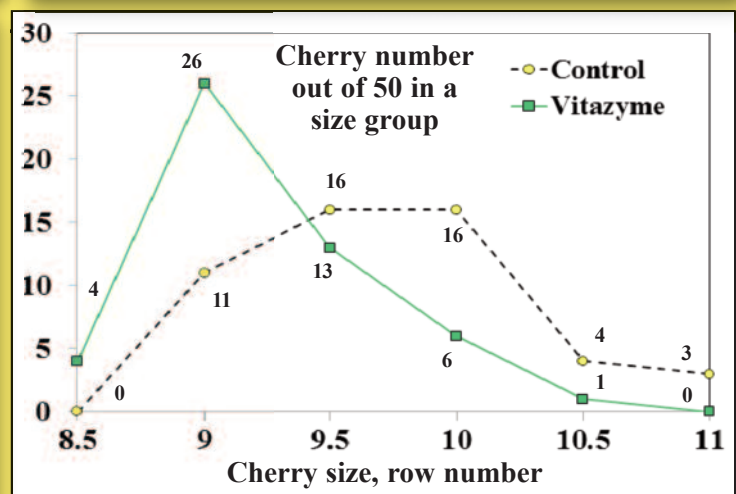
¹Determined using a Cranston fruit sizer.

Cherries in Size Groupings (50 fruit each)

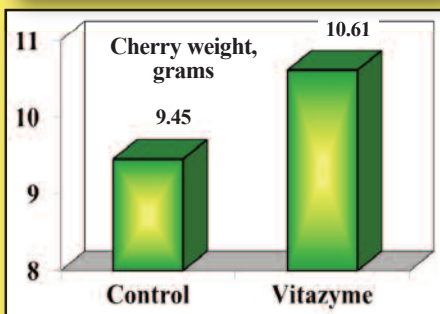
Size, row number ¹	Vitazyme		Control	
	Cherry number	%	Cherry number	%
8.5	4	8	0	0
9	26	52	11	22
9.5	13	26	16	32
10	6	12	16	32
10.5	1	2	4	8
11	0	0	3	6

¹Cherry sizes are designated by “row”, which originated when the size was determined by the number of fruit what would fit across the top of a cherry box. The smaller the number, the larger the cherry. An industry standard cherry sizer card was used.

Cherry Size Review

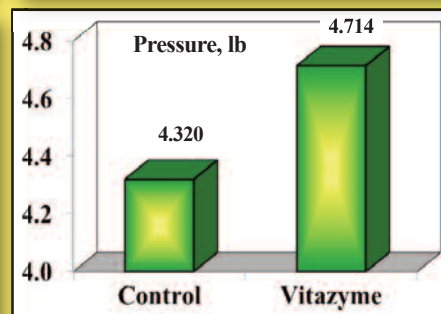


Fruit Weight¹



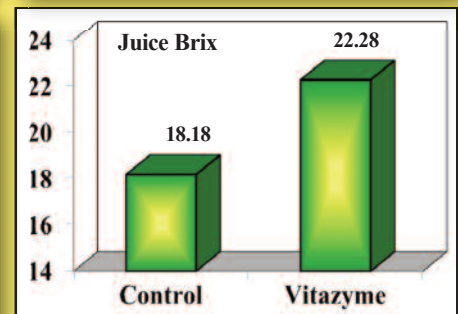
¹Determined by a Matrix-500 digital scale.

Fruit Pressure¹



¹Determined by a QA Supplies penetrometer.

Fruit Brix¹



¹Determined by an Atago PAL-1 refractometer.

Increase in fruit weight with Vitazyme: 12%

Increase in fruit pressure with Vitazyme: 9%

Increase in fruit Brix with Vitazyme: 4.10 %-points

Color results: The color of the cherries was deeper red with Vitazyme treatments, as can be clearly seen in photos of the fruit.

Conclusions: A Bing cherry split-field study in central Washington, using four 16-oz Vitazyme sprays compared to an untreated control, revealed that cherry yield was markedly enhanced (55%) with Vitazyme. The size of the treated cherries was improved by 5%, and the weight per fruit by 12%, accounting for this great yield difference. Cherry size was moved significantly towards the small row number, giving a larger size for packing. Fruit pressure was increased by 9% with Vitazyme, meaning shipping and spoilage damage would be less, while the Brix level of the fruit was raised by 4.10 percentage points. The higher Brix would further reduce spoilage over time. The gain in income from these four applications would be very high from both a total yield and a quality standpoint. Together with excellent results with cherries in 2013, Vitazyme is shown to be an excellent enhancer of cherry production in Washington.

Vital Earth Resources

706 East Broadway, Gladewater, Texas 75647
(903) 845-2163 FAX: (903) 845-2262

2013 Crop Results

Vitazyme on Cherries

Researcher: Jacob Hesseltine

Location: Crane and Crane Orchards, Brewster, Washington

Sprayer: Turbo Mist, 200 gal/acre, 1.5 to 1.8 mph

Soil type: sandy loam

Tree density: 16 x 12 feet (227/acre)

Experimental design: Two neighboring, very similar 6-acre blocks of cherries were selected to compare the effects of Vitazyme with Stimplex liquid seaweed extract. Yield and fruit characteristics were evaluated.

1. Vitazyme + Stimplex

2. Stimplex twice

Fertilization: standard for the crop

Vitazyme application: 20 oz/acre (1.5 liters/ha) at first cover; Stimplex was applied at green tip as a first application (Vitazyme was not yet available).

Stimplex application: 48 oz/acre (3.7 liters/ha) at green tip, and again at first cover

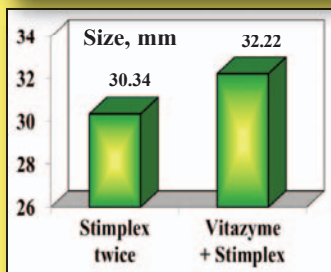
Crop load: medium

Weather for 2013: favorable for cherry production

Harvest date: July 16, 2013

Fruit quality results: On the harvest date, 50 randomly selected, average cherries were picked from several harvested bins from the outer row of both blocks. The following parameters were evaluated for each group of cherries.

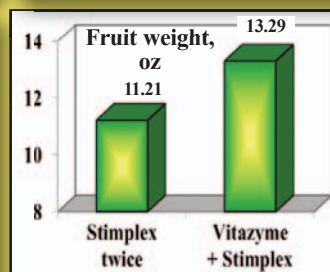
Fruit Size¹



¹Determined using a Cranston fruit sizer.

Increase with Vitazyme: 6%

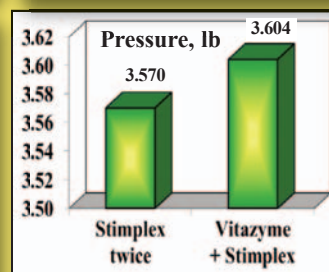
Fruit Weight¹



¹Determined with a Matrix-500 digital scale.

Increase with Vitazyme: 19%

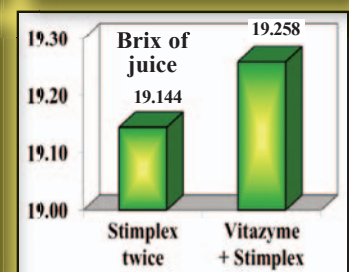
Fruit Pressure¹



¹Determined with a QA Supplies penetrometer.

Increase with Vitazyme: 1%

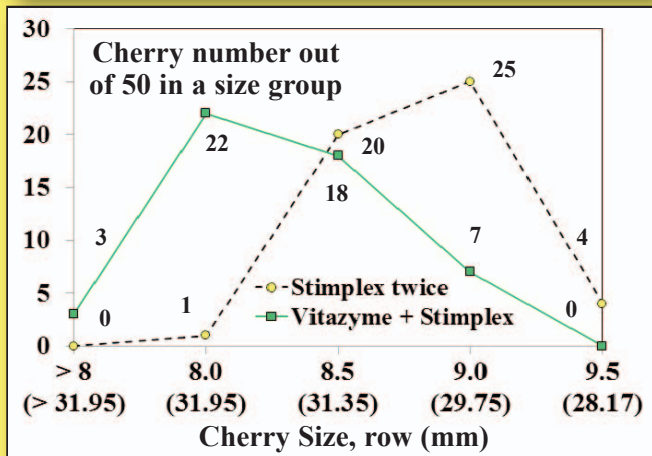
Fruit Brix¹



¹Determined using an Atago PAL-1 refractometer.

Increase with Vitazyme: 1%

Cherry Size Review



Note: Cherry Sizes are designated by “row”, which originated when the size was determined by the number of fruit that would fit across the top row of a cherry box. The smaller the number, the larger the cherries.

Vitazyme plus Stimplex early gave by far the largest cherries. They tended to be of the 8.0 to 8.5 row size, while Stimplex alone gave an 8.5 to 9.0 row size.

Percentage of Cherries in Size Groups

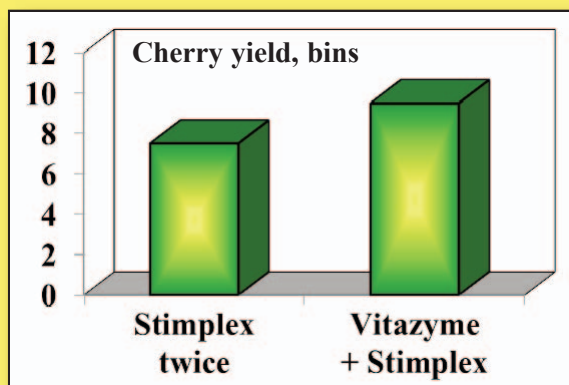
Size	Stimplex	Vitazyme/ Stimplex
> 8	0%	6%
8.0	2%	44%
8.5	40%	36%
9.0	50%	14%
9.5	8%	0%

Color results: Both the researcher and pickers noted the Vitazyme treated cherries had better color, on average, than did the Stimplex treatment.

Yield results: On July 16, 2013, one outer row of each block was picked clean. The yields of these rows are indicated below. A per acre yield determination was not made.

Treatment	Cherry yield bins	Yield change bins
Stimplex twice	7.5	—
Vitazyme + Stimplex	9.5	2.0 (+27%)

**Increase in yield with
Vitazyme: 27%**



Income results: Besides yielding much greater income from 27% more yield with Vitazyme, the product cost was less with Vitazyme. This product costs around \$60/gallon, while Stimplex retails for around \$50/gallon. With recommended rates of 16 to 20 oz/acre for Vitazyme, and 48 to 56 oz/acre for Stimplex, then the cost of Stimplex is about twice that of Vitazyme.

Conclusions: This cherry study in Washington, comparing Vitazyme after a Stimplex application with Stimplex applied twice, revealed that Vitazyme in the program improved the yield by 27% while improving cherry color and overall quality and size. The very important size was increased by 6%, with most cherries in the 8.0 to 8.5 row range, compared to the 8.5 to 9.0 row range for Stimplex only. Fruit weight, pressure, and Brix were all increased by Vitazyme as well, and income was markedly improved by the program. These results prove how effective a cherry growing program, using Vitazyme as an integral input, will increase yield, quality, and profits.

Vital Earth Resources

706 East Broadway, Gladewater, Texas 75647
(903) 845-2163 FAX: (903) 845-2262

2013 Crop Results

Vitazyme on Cherries

Researcher: Jacob Hesseltine

Location: Gebbers Farms, Brewster, Washington

Sprayer: Turbo Mist, 200 gal/acre, 1.5 mph

Tree density: 6 x 8 feet

Experimental design: A 10-acre block of cherries was selected for this study to evaluate the relative effectiveness of Vitazyme and Stimplex kelp extract in affecting the yield and quality of cherries. Ten rows in the middle of each block were treated five times during the growing season with each product, and at the same times.

Growers: Mac and Cass Gebbers

Variety: Sweetheart

Tree age: 7 years

Rootstock: Mazard

1. Stimplex

Fertilization: The standard nutrient program for the orchard.

Vitazyme application: 16 oz/acre at white, petal fall, shuck fall, one week after shuck fall, and two weeks after shuck fall

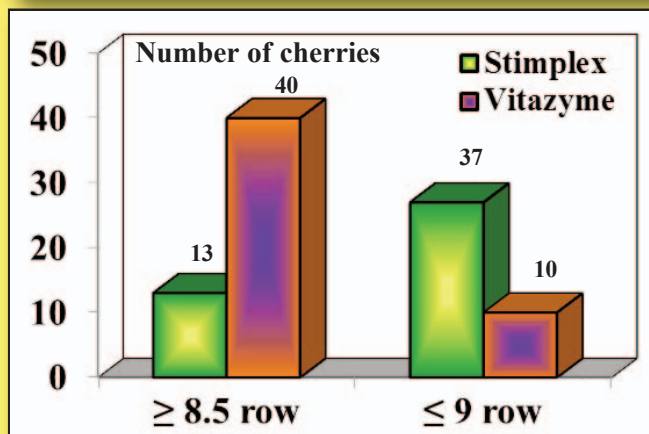
Stimplex application: 48 oz/acre at the same dates as Vitazyme was applied.

Weather for 2013: favorable for cherry growth

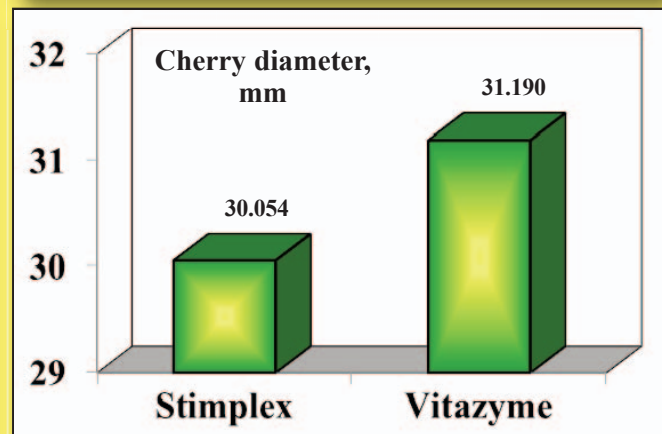
Quality results: On July 18, two rows of cherry trees within both treatments were picked clean to evaluate quality and yield parameters. Fifty average cherries from each treatment were selected for quality determinations.

2. Vitazyme

Cherry Size



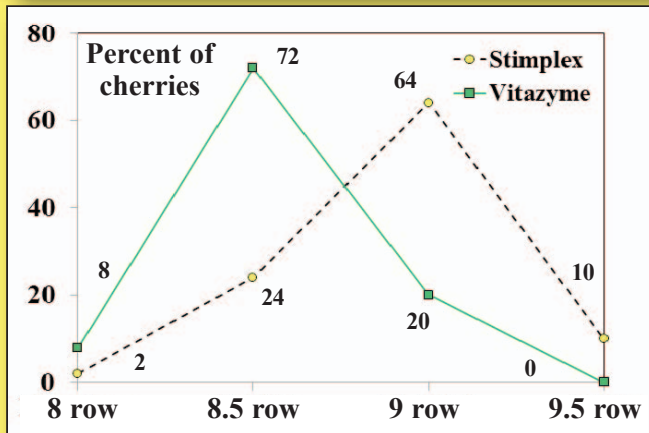
Average Cherry Size



It is clear that Vitazyme produced larger cherries, on average, than did Stimplex. While the average diameter was improved by 3.8%, the number of 8.5 row or greater fruit rose by 208%, while the smaller size of 9 row or less fell by 73% with Vitazyme.

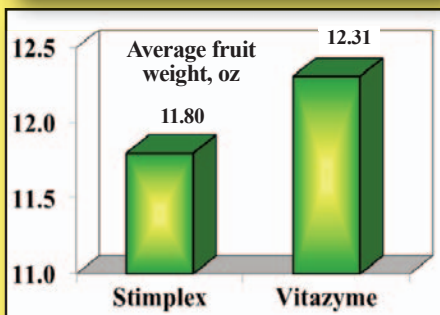
Increase in cherry diameter with Vitazyme: 3.8%

Cherry Size Breakdown



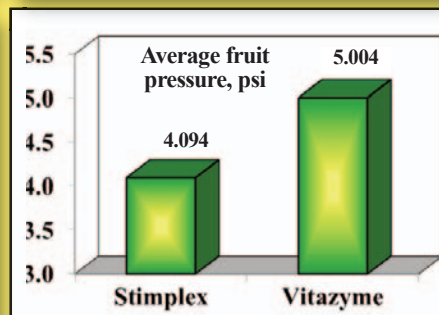
Here we see a more detailed breakdown of cherry size in terms of percentage of the total. The total size profile was shifted towards larger fruit with Vitazyme treatment compared to Stimplex.

Fruit Weight¹



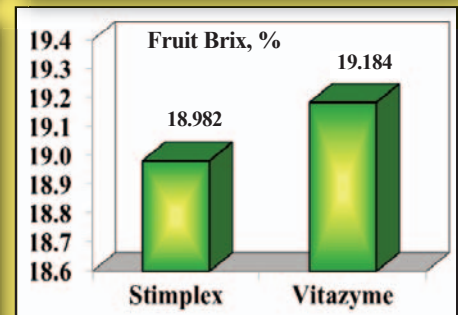
¹Measured with a Matrix-500 digital scale.

Fruit Pressure¹



¹Measured with a QA Supplies penetrometer.

Fruit Brix¹



¹Measured with an Atago PAL-1 refractometer.

Increase in fruit weight with Vitazyme: 4.3%

Increase in fruit pressure with Vitazyme: 22%

Increase in fruit Brix with Vitazyme: 0.20%-point

Vitazyme improved fruit weight, fruit Brix, and especially fruit pressure by an amazing 22%. This improvement is very important for safety in shipping and storage. Thus, all internal fruit qualities were enhanced with Vitazyme compared to Stimplex.

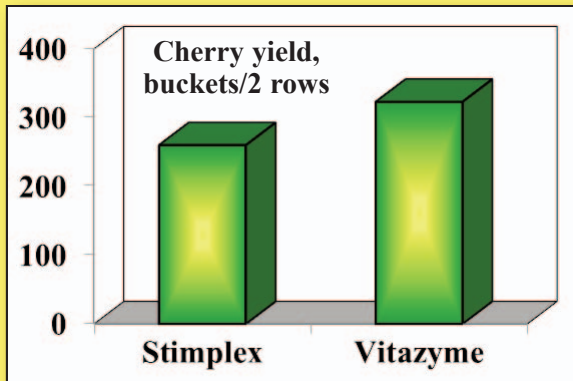
Yield results: Results are from two rows of each treatment.

Treatment	Yield	Yield change	Yield, 2 rows ¹	Yield per acre ²	Value of crop ³
	buckets	buckets	pounds/2 rows	pounds/acre	dollars/acre
Stimplex	260	—	3,900	15,982.2	18,379.53
Vitazyme	323	63 (+24%)	4,845	19,854.8	22,833.02

¹1 bucket = 15 lb.

²Assuming an area of 0.244 acre for two rows.

³Price = \$1.15/lb.



Increase in yield with Vitazyme: 24%

Income results: The extra income from cherry sales is \$4,453.49/acre. Product cost is as follows:

Product	Cost	Amount applied ¹	Total cost	Cost difference
	\$/gal	gal/acre	\$/acre	\$/acre
Stimplex	50	1.875	93.75	+56.25
Vitazyme	60	0.625	37.50	—

¹Stimplex: 48 oz/acre x 5 applications = 240 oz, or 1.875 gal.; Vitazyme: 16 oz/acre x 5 applications = 80 oz/acre, or 0.625 gal.

Stimplex cost \$56.25/acre more to apply than Vitazyme.

Cost : Benefit ratio with Vitazyme: 118.76 : 1

Conclusions: This in-orchard cherry study in Washington proved that Vitazyme performed much better than did Stimplex seaweed extract in terms of yield (24%), added income (\$4,453.49/acre), cost:benefit ratio (118.76 : 1), and quality parameters such as fruit size (3.8% larger diameter), fruit weight (4.3%), fruit pressure (22%), and fruit Brix (0.2%-point). The fruit was sweet, firmer for storage and transport, and larger for customer preference. Also, the researcher noted that there was **much better and consistent fruit set in the Vitazyme treated trees, especially in the interior of the trees where less fruit was concentrated**. The Vitazyme program is shown to be an excellent product for cherry growers in Washington.

Vital Earth Resources

706 East Broadway, Gladewater, Texas 75647
(903) 845-2163 FAX: (903) 845-2262

2013 Crop Results

Vitazyme on Cherries

Researcher: Jacob Hesseltnie

Growers: Mac Gebbers and Franco Lucas

Location: Gebbers Farms, Brewster, Washington

Variety: Skeena

Tree age: 8 years

Sprayer: Turbo Mist (200 gal/acre, 1.5 mph)

Tree density: 6 x 8 feet

Rootstock: Mazard

Experimental design: The 10 center rows of a 20-acre block of cherries were treated with Vitazyme five times, while the remainder of the block was treated five times with Stimplex seaweed extract. The objective of the study was to compare the relative merits of the two products in terms of affecting cherry quality.

1. Stimplex

2. Vitazyme

Fertilization: the standard nutrient program for the farm

Vitazyme application: 16 oz/acre applied at white, petal fall, shuck fall, one week later, and one week after that

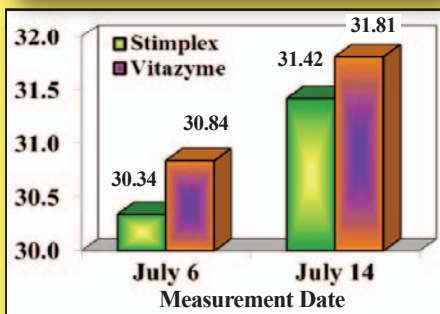
Stimplex application: 48 oz/acre applied at the same times as Vitazyme

Weather for 2013: favorable for cherry production

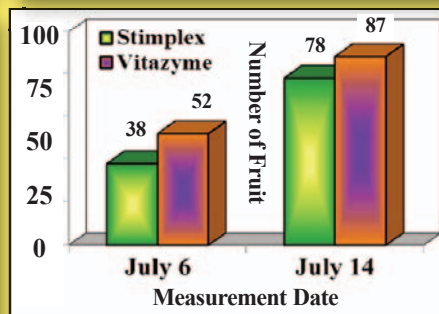
Quality results: On July 6, two sets of samples were taken from two different areas of the Vitazyme treated rows, and two sets of samples were likewise taken from the Stimplex treated areas. This exercise of sampling fruit from two areas of each treatment was repeated on July 14. The data for each date were then averaged. Forty cherries were harvested for one comparison, and 50 cherries for the other three.

July 6 and July 14 Quality Results

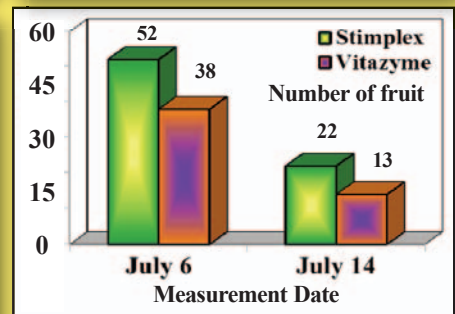
Fruit Diameter, mm



Fruit Size, ≤ 8.5 Row¹



Fruit Size, ≥ 9 Row¹



¹Measured with a Cranston fruit sizer.

¹Measured with a Cranston fruit sizer.

Increase in fruit diameter with Vitazyme: 1.6 to 1.2%

Increase in fruit size (≤ 8.5 row) with Vitazyme: 37 to 13%

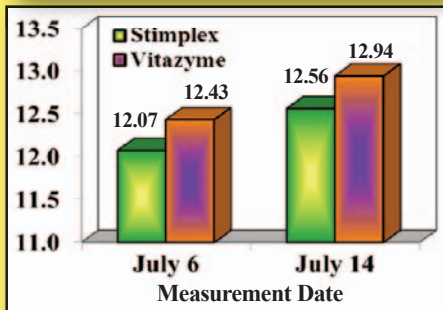
Decrease in fruit size (≥ 9 row) with Vitazyme: 27 to 36%

Though not a great increase, the fruit diameter increase at both dates was significant with Vitazyme.

Vitazyme greatly increased the larger grade of fruit at both dates.

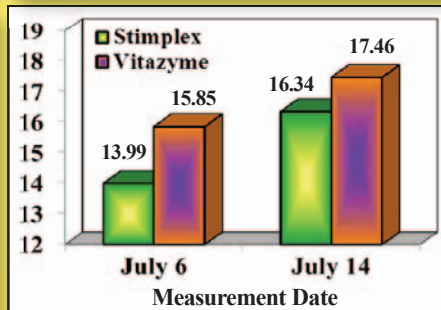
The percentage of smaller fruit was significantly reduced on both dates with Vitazyme.

Fruit Weight¹, g



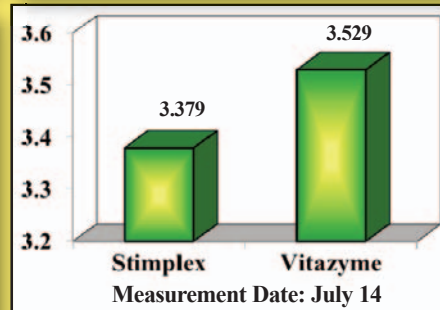
¹Measured with a Matrix-500 digital scale.

Fruit Brix¹, %



¹Measured with an Atago PAL-1 refractometer.

Fruit Pressure¹, psi



¹Measured with a QA Supplies penetrometer.

Increase in fruit weight with Vitazyme: 4 to 3%

The weight of the fruit was consistently increased with Vitazyme compared to the Stimplex treatment.

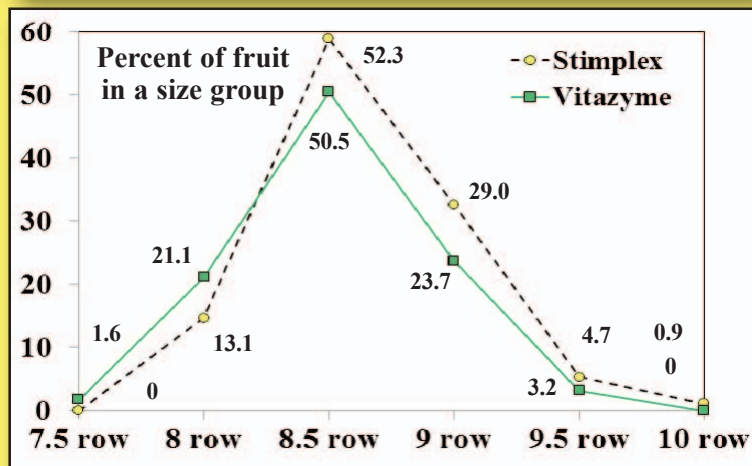
Increase in fruit Brix with Vitazyme: 1.86 to 1.12%-points

Sugars in the fruit were improved greatly at both measuring times by Vitazyme.

Increase in fruit pressure with Vitazyme: 4.4%

Fruit pressure improved with Vitazyme application, to improve shipping and storage qualities of the cherries.

Average Fruit Sizes (for four samplings)



Vitazyme moved the fruit size toward the larger fruit compared to Stimplex.

Conclusions: This cherry trial in Washington, comparing five applications of Vitazyme and Stimplex seaweed extract in their respective treatments, revealed that all quality parameters were improved with Vitazyme; fruit diameter (up to 1.6%), fruit weight (up to 4%), fruit Brix (up to 1.86%-points), fruit pressure (4.4%), and the size spectrum. The sizes were moved toward the larger 8 and 8.5 row grade with Vitazyme. Also, the researcher noted **much improved fruit set throughout the entire Vitazyme treated area, whereas the Stimplex areas had much more missing fruit, especially in the interiors of the trees.** Vitazyme has been shown in this trial to be a superior agent for improving cherry production. No yield data were taken.

Vital Earth Resources

706 East Broadway, Gladewater, Texas 75647
 (903) 845-2163 FAX: (903) 845-2262

2011 Crop Results

Vitazyme on Cherries

Researcher: Claudia Lorena Muñoz

Research technician: Raul Osorio

Research organization: Syngenta, Santiago, Chile

Location: Hacienda Achondo, Chimbarongo, Chile

Variety: Lapins

Experimental design: A cherry orchard was divided into two parts to evaluate the effects of Vitazyme on the yield, maturity, and quality of Lapins cherries for export.

1. Control

2. Vitazyme twice

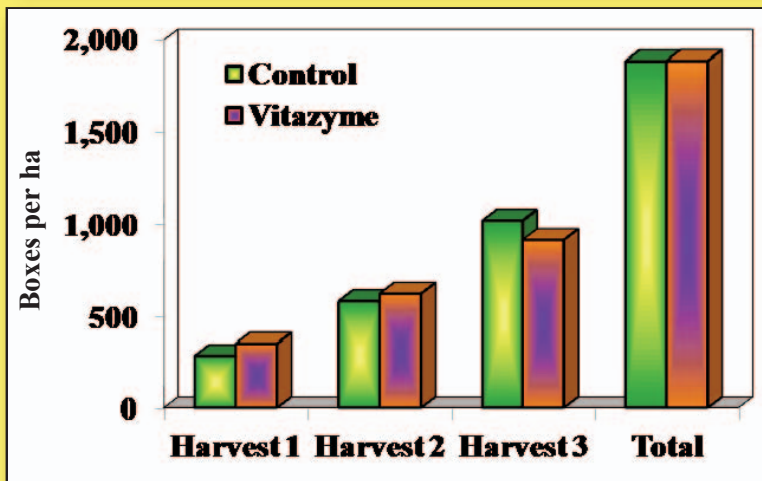
Fertilization: unknown

Vitazyme application: 2 liters/ha at straw-colored fruit on October 30, 2010, and again seven days later on November 6, 2010, applied through a sprayer delivering 1,500 liters/ha

Yield results: Three harvests were completed, on November 12, November 18, and November 22, 2010.

Treatment	Harvest 1	Harvest 2	Harvest 3	Total
	----- 9 kg boxes/ha -----			
Control	283	582	1,020 (+10%)	1,885
Vitazyme	350 (+24%)	623 (+7%)	914	1,887

Vitazyme was applied only 1 to 2 weeks before harvest, so no yield enhancement could be expected.



Increased fruit harvested with Vitazyme
Harvest 1 24% greater
Harvest 2 7% greater

Color results:

Treatment	FC	Red	Red mohag.	Dark mohag.	Black
	----- % in color category -----				
Control	0	14.5	66.3	18.3	0
Vitazyme	0	12.0	67.3	18.9	0.5

Because these values are taken on the mature fruit at harvest, no detectable differences were noted between the two treatments.

Conclusion: This cherry study in Chile revealed that Vitazyme, applied at 2 liters/ha twice within two weeks of the commencement of harvest, improved the speed of fruit coloration, thus enabling more fruit to be picked sooner to achieve a higher market value. Because of the late application time, there was no improvement in yield with Vitazyme as would be achieved with applications early during the growth cycle. There also was no change in the color of harvested fruit, since at harvest all of the fruit was mature. The study reveals the efficacy of this product to advance fruit coloration and promote early marketability.

Vital Earth Resources

706 East Broadway, Gladewater, Texas 75647
(903) 845-2163 FAX: (903) 845-2262

2011 Crop Results

Vitazyme on Cherries

Researcher: Claudia Lorena Muñoz

Research organization: Syngenta, Santiago, Chile

Planting date: 2004

Variety: Rainier

Farmer: Pablo Garés

Location: San Francisco de Mostazal, Chile

Plant spacing: 5.0 x 2.5 meters

Experimental design: A Rainier cherry orchard was divided into a Vitazyme treated area and an area treated with the “standard” MT 1375, to determine the effect of the product on color development and harvest criteria over two pickings.

1. Vitazyme

2. MT 1375

Fertilization: unknown

Vitazyme application: 2 liters/ha on November 16, 2010, at straw-color, and 2 liters/ha 8 days later on November 24, 2010

MT 1375 application: 5 liters/ha applied on November 16, 2010, and again on November 24, 2010

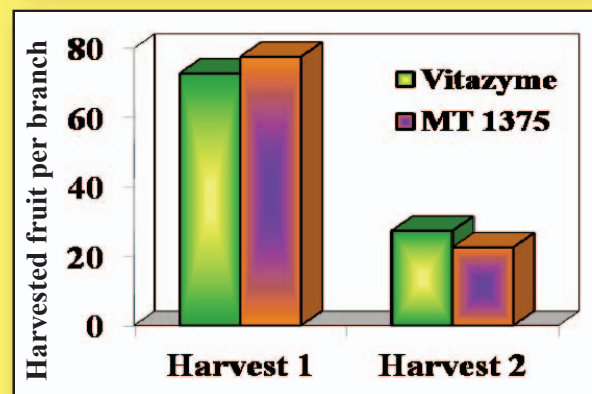
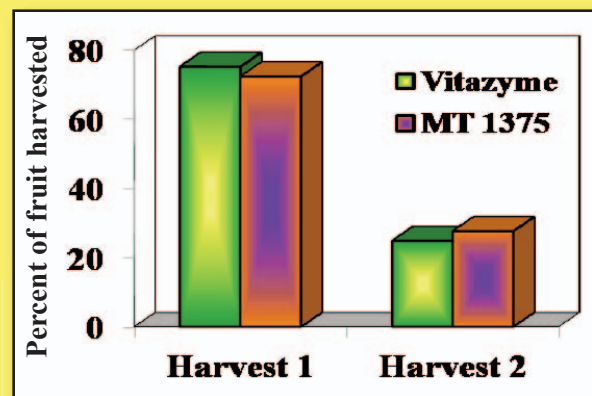
Yield results: Actual yield data was not reported since the yield would not be affected by such a late application. However, coloration was affected and then time to harvest, so this data is reported in terms of percentage of total containers per picking.

Treatment	Percent of total harvest	
	Harvest 1	Harvest 2
	----- % of total harvest -----	
Vitazyme	75.2	24.8
MT 1375	72.4	27.6

Increase in earlier harvested fruit with Vitazyme: 2.8%-points

Treatment	Fruit harvested per branch	
	Harvest 1	Harvest 2
	----- fruit/branch -----	
Vitazyme	72.7	27.3
MT 1375	77.5	22.5

Increase in earlier harvested cherries per branch with Vitazyme: 4.8 cherries



Conclusion: A Rainier cherry trial in Chile revealed that Vitazyme, applied at 2 liters/ha twice at fruit coloration, improved the rate of fruit coloration to enable more fruit to be harvested earlier as compared to the farm standard program, MT 1375. The percent of harvest was advanced by 2.8%-points, and there were 4.8 more cherries/branch harvested the first harvest with Vitazyme. No yield data were reported in this trial, since only color development and maturation rate were being evaluated. Also, there was no absolute control having neither of the two products. Vitazyme is shown to be the superior of the two products for producing early maturation and coloring of cherries.

Vital Earth Resources

706 East Broadway, Gladewater, Texas 75647
(903) 845-2163 FAX: (903) 845-2262

2011 Crop Results

Vitazyme on Cherries

Researcher: Claudia Lorena Muñoz

Farmer: Victor Gallardo

Organization: Syngenta, Santiago, Chile

Location: Tinguiririca, Chile

Planting date: 2005

Variety: Bing

Plant spacing: 4.75 x 2.00 meters

Experimental design: A cherry orchard was divided into three portions for evaluating Vitazyme and the standard MT 1375 treatment, in terms of the enhancement of coloration and harvest time, as well as fruit quality for export.

- 1. Vitazyme, 2 liters/ha twice, early and late
- 2. Vitazyme, 2 liters/ha twice, middle and late
- 3. MT 1375, 5 liters/ha twice, middle and late

Fertilization: unknown

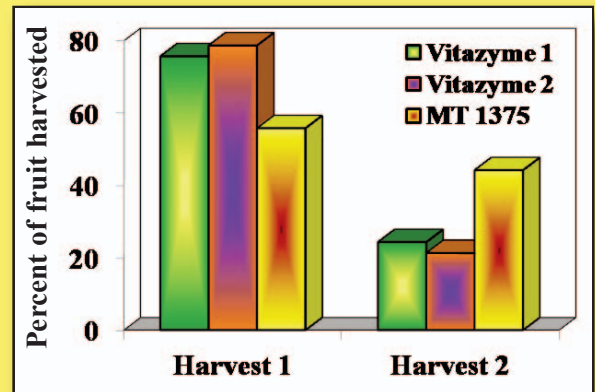
Vitazyme application: Treatment 1: 2 liters/ha applied November 12, 2010, and November 25, 2010. Treatment 2: 2 liters/ha applied November 18, 2010, and November 25, 2010. All sprays were made at 1,500 liters/ha.

MT 1375 application: 5 liters/ha applied November 18, 2010, and November 25, 2010

Yield results: Two harvests were made. The MT 1375 treatment was divided into two parts, and these harvest results have been averaged.

Treatment	Harvest 1*	Harvest 2**
	----- % harvested -----	
Vitazyme, twice (1)	75.7	24.3
Vitazyme, twice (2)	78.7	21.3
MT 1375, twice	55.8	44.2

*Vitazyme, December 14; MT 1375, 15 to 18 December and 20 to 23 December.
**Vitazyme, December 27; MT 1375, 23 December and 27 to 30 December.



No total yields were evaluated, since the treatments were applied late and were not designed to affect yield, only coloration.

Increase in first-harvested fruit with Vitazyme

Vitazyme twice, early and late +19.9%-points

Vitazyme twice, middle and late +22.9%-points

The percentage of early-harvested cherries was markedly increased with Vitazyme.

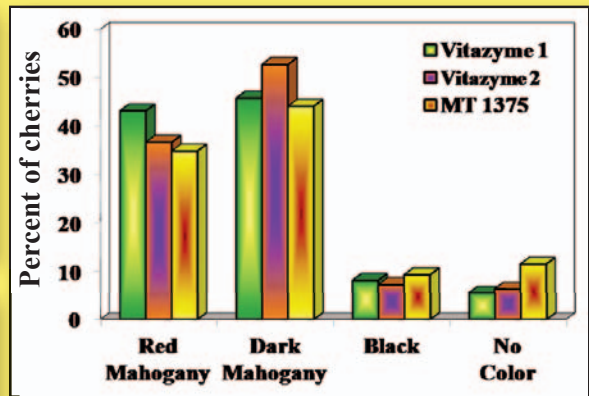
Color results:

Treatment	Red mahogany	Dark mahogany	Black	No Color
	----- percent of fruit -----			
Vitazyme, twice (1)	43.16	45.78	8.26	5.60
Vitazyme, twice (2)	36.70	52.71	7.37	6.45
MT 1375, twice	34.90	44.13	9.39	11.59

Enhancement of cherry color with Vitazyme*

Red mahogany +5.03%-points
Dark mahogany +5.12%-points
Black -1.58%-points
No color -5.57%-points

***Both Vitazyme treatments are averaged.**



The percentage of red and dark mahogany cherries was improved significantly with Vitazyme, while the black-colored cherries were changed little; the fruit lacking color was greatly reduced.

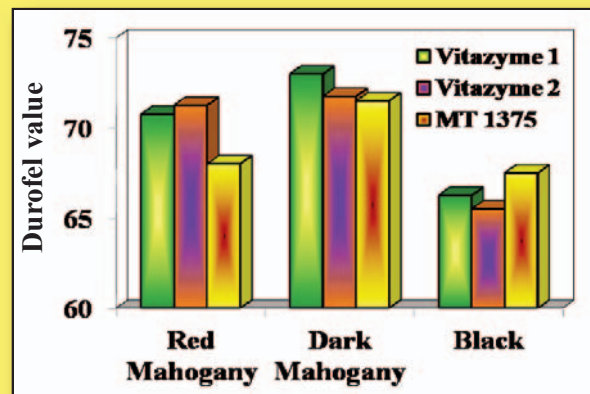
Fruit firmness results:

Treatment	Red mahogany	Dark mahogany	Black
	----- durofel value -----		
Vitazyme, twice (1)	70.75	73.00	66.25
Vitazyme, twice (2)	71.25	71.75	65.50
MT 1375, twice	68.00	71.50	67.50

Enhancement of fruit firmness with Vitazyme*

Red mahogany +3.00 units
Dark mahogany +0.88 units

***Both Vitazyme treatments are averaged.**



Vitazyme improved fruit firmness for the red and dark mahogany cherries.

Fruit brix results: There were no differences in fruit sugar for two of the treatments. All values were from 15.37 to 15.97 for the red mahogany fruit, and from 18.04 to 18.54 for the black cherries. However, for the dark mahogany cherries the MT 1375 treated cherries were 15.62 brix, while the average of the two Vitazyme treatments was 17.24 brix, 1.62 units higher than the control.

Increase in brix with Vitazyme for dark mahogany fruit: +1.62

Conclusion: A Bing cherry study in Chile revealed that Vitazyme, applied at 2 liters/ha twice shortly before fruit coloration, improved the coloration and maturity considerably over the MT 1375 treatment, enabling 20 to 23% more fruit to be harvested the first harvest. Fruit color was enhanced in both the red and dark mahogany categories, and the fruit without coloration were reduced significantly with Vitazyme. In addition, fruit firmness was enhanced by the product for these same two red categories, and sugar was maintained or increased, by up to 1.62 brix, with Vitazyme. The use of this product for cherries in Chile is seen to be a highly viable option. Because this was a study on fruit maturation and coloration, there was no yield data reported. Also, there was no absolute control having neither product applied.

Vital Earth Resources

706 East Broadway, Gladewater, Texas 75647
(903) 845-2163 FAX: (903) 845-2262

2006 Crop Results

Vitazyme on Cherries

A Two-Year Study

Researcher: Randy Paddock, Paddock Agricultural Services

Location: Appleton, New York (Singer Farms)

Soil type: gravelly loam

Experimental design: A tart cherry orchard was divided into a Vitazyme treated portion (10 acres) and a normally treated portion (balance of the area). The Vitazyme treated acres were from a portion of the field that always yielded less than the other side. The first treatments were made in 2005, and this same area was treated in 2006. Average cherry size was calculated both years, as was harvested yield.

Fertilization: 2,000 lb/acre chicken compost in early spring (5-4-4% N-P₂O₅-K₂O)

Vitazyme application: 24 oz/acre on May 27 (petal fall), June 6 (shuck split), and June 23 (second cover)

Cherry size results: In 2005, two 300-cherry samples were collected from healthy, well-bearing trees from each treatment. In 2006, 25 average bearing trees were selected from each treatment, and 10 cherries were picked from each. The average cherry size was then calculated for both treatments.

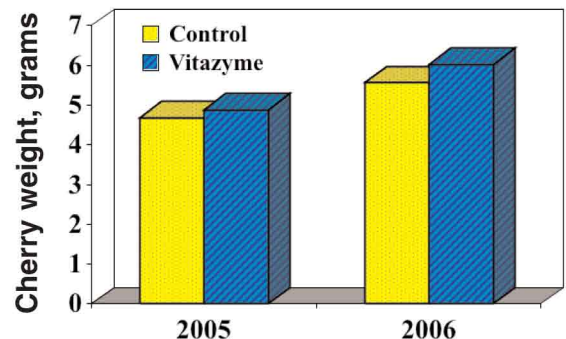
Farm cooperater: Jim Bittner

Variety: tart cherries

Orchard age: 25 years

Treatment	2005		2006	
	Total wt.	Average wt.	Total wt.	Average wt.
	grams/600	grams/cherry	grams/250	grams/cherry
Control	2,810	4.68	1,389	5.56
Vitazyme	2,924	4.87 (+4%)	1,503	6.01 (+8%)

For both years, the researcher observed that the Vitazyme treated fruit was a bit larger than the control fruit, and was a bit redder in color in 2005. The untreated fruit was smaller but appeared to be greater in number.



**Increase in cherry weight
with Vitazyme**

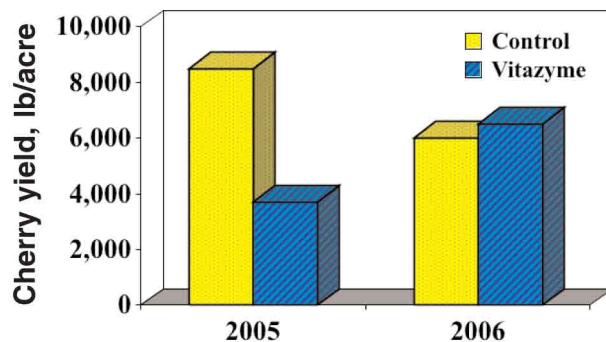
2005: +4%

2006: +8%

Yield results: Harvest weights were made for each treatment for both years.

Treatment	2005	2006
	lb/acre	lb/acre
Control	8,500	6,000
Vitazyme	3,700 (-56%)	6,500 (+8%)

In year one of the Vitazyme program, the yield of the better portion of the field greatly exceeded the treated area. **However, once the product had stimulated the trees to produce more fruiting buds and enabled the leaves and roots to feed the fruit better, the poorer but treated portion of the field outyielded the control by 500 lb/acre.**



Change in cherry yield with Vitazyme

2005: -56%

2006: +8%

Income results: The increased 500 lb/acre of cherries in 2006, at \$0.15/lb., resulted in a greater return from Vitazyme of \$75.00/acre.

Conclusions: This cherry study with Vitazyme near Lake Ontario in New York shows the potential of the product to improve tree fruiting over consecutive years. While the Vitazyme treatment was placed on the poorer portion of the orchard, and produced considerably less total fruit (56% less) though the fruit was 4% higher per cherry — yet **the second year the yield of cherries was 8% higher in the treated area than in the control. The Vitazyme treated cherries had increased in size even more than the control the second year, by 8%.** The product presumably stimulated the production of more fruiting buds, rhizosphere expansion, and short and leaf growth so that by year two of the study the treated trees were able to more effectively utilize sunlight, CO₂, water, and plant nutrients than the untreated control.

The yield increase of the treated trees was actually considerably greater than the 8% benefit above the control trees in 2006 because these trees increased from a considerable yield deficit in 2005.